



LINE DATA

/ CAYENNE5

DE Information Leinendaten

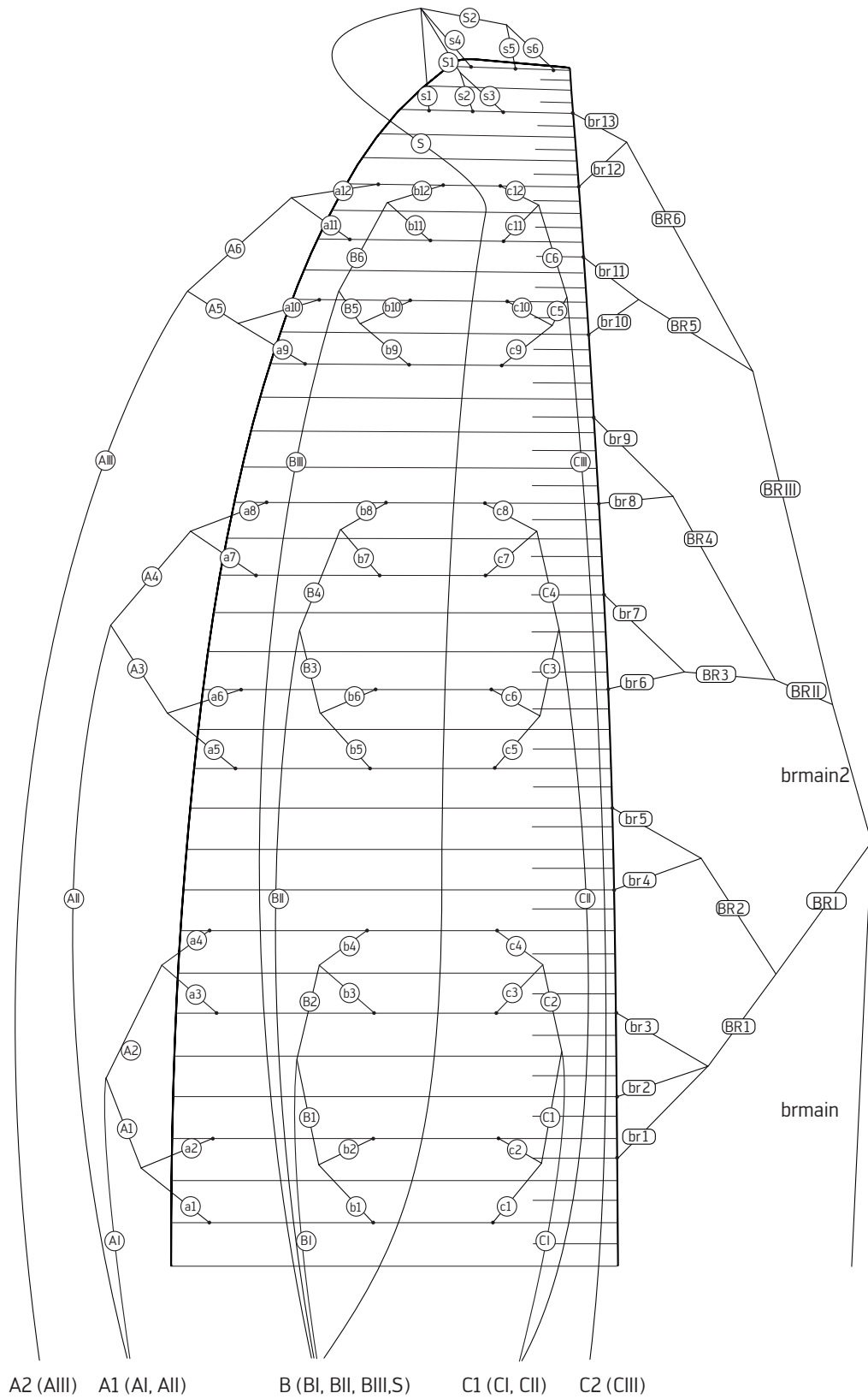
Grundsätzlich wird für Gleitschirmchecks und Leinenvermessungen empfohlen, ein von skywalk zertifiziertes Checkcenter aufzusuchen. Nur dann kann garantiert werden, dass die Überprüfung nach Herstellervorgaben erfolgt.

Da das Klima, die Belastung sowie die Handhabung einen erheblichen Einfluss auf die Alterung des Gleitschirms haben, dienen die bereitgestellten Daten als Hilfestellung, ersetzen aber keineswegs einen fachkundigen Check. Des Weiteren ist es äußerst schwierig, ohne Vorkenntnisse eine verlässliche und reproduzierbare Gleitschirmvermessung durchzuführen.

EN Information line data

For paraglider inspections and line measurements, it is recommended to visit a check center certified by skywalk. This is the only way to guarantee that the inspection is carried out according to the manufacturer's specifications.

Because the climate, the load, and the handling have considerable influence on the aging of the paraglider, the data provided serves as an aid, but in no way replaces an expert inspection. Furthermore, it is extremely difficult to perform a reliable and reproducible paraglider measurement without prior experience.

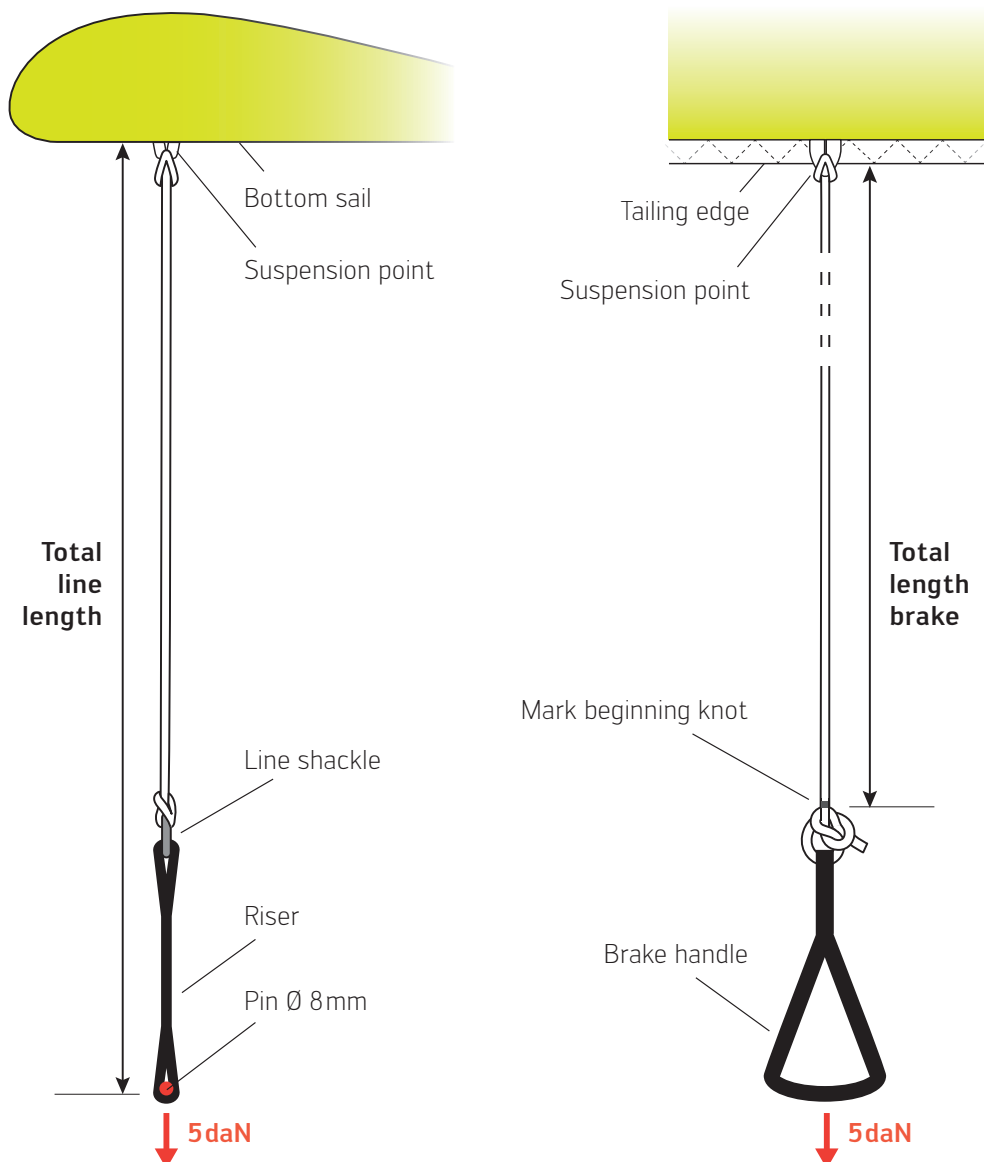


DE Anweisung Leinenvermessung Gesamtleinenlänge

- Die Vermessung der Gesamtleinenlängen erfolgt inklusive Tragegurte und bis zum Untersegel.
- Leinen werden grundsätzlich unter einer Last von 5daN gemessen.
- Bei Motortragegurten erfolgt die Messung ohne betätigten Trimmer bzw. bei vollständig geschlossenem Trimmer, sprich alle Leinenschlösser befinden sich auf selber Höhe.
- Der Bolzendurchmesser für die Vermessung beträgt 8mm.
- Die Bremsleine wird vom Knoten am Bremsgriff bis zum Untersegel (inkl. Raffsystem) gemessen.

EN Instructions for line measurement total line length

- The measurement of the total line lengths is done including risers and up to the lower sail.
- Lines should always be measured under a load of 5daN.
- In the case of risers for powered paragliders, the measurement is carried out without the trimmer activated or with the trimmer fully closed, i.e. all line shackles are at the same height.
- The pin diameter for the measurement is 8mm.
- The brake line is measured from the knot at the brake handle to the lower sail (incl. gathering system).



Size XS

A	Nom
a1	7459
a2	7402
a3	7375
a4	7389
a5	7338
a6	7283
a7	7223
a8	7208
a9	7032
a10	6937
a11	6857
a12	6820

B	Nom
b1	7386
b2	7328
b3	7299
b4	7314
b5	7273
b6	7222
b7	7167
b8	7156
b9	6965
b10	6880
b11	6801
b12	6762

C	Nom
c1	7468
c2	7410
c3	7382
c4	7398
c5	7352
c6	7300
c7	7245
c8	7233
c9	7039
c10	6952
c11	6854
c12	6799

S	Nom
s1	6676
s2	6634
s3	6668
s4	6588
s5	6588
s6	6628

BRAKE	Nom
br1	7478
br2	7261
br3	7188
br4	7167
br5	7188
br6	7212
br7	7030
br8	6925
br9	6916
br10	6819
br11	6719
br12	6672
br13	6694

Size S

A	Nom
a1	7690
a2	7632
a3	7604
a4	7619
a5	7568
a6	7512
a7	7449
a8	7434
a9	7254
a10	7157
a11	7073
a12	7036

B	Nom
b1	7613
b2	7554
b3	7526
b4	7542
b5	7501
b6	7448
b7	7392
b8	7381
b9	7196
b10	7109
b11	7028
b12	6988

C	Nom
c1	7699
c2	7639
c3	7612
c4	7628
c5	7583
c6	7530
c7	7473
c8	7461
c9	7279
c10	7189
c11	7088
c12	7032

S	Nom
s1	6886
s2	6845
s3	6879
s4	6796
s5	6797
s6	6838

BRAKE	Nom
br1	7773
br2	7540
br3	7487
br4	7436
br5	7459
br6	7489
br7	7302
br8	7193
br9	7183
br10	7082
br11	6979
br12	6930
br13	6952

Size M

A	Nom
a1	7996
a2	7937
a3	7910
a4	7926
a5	7875
a6	7817
a7	7753
a8	7737
a9	7550
a10	7450
a11	7364
a12	7325

B	Nom
b1	7918
b2	7858
b3	7831
b4	7848
b5	7806
b6	7751
b7	7694
b8	7683
b9	7491
b10	7400
b11	7317
b12	7275

C	Nom
c1	8005
c2	7944
c3	7917
c4	7935
c5	7891
c6	7836
c7	7778
c8	7766
c9	7576
c10	7483
c11	7379
c12	7320

S	Nom
s1	7168
s2	7124
s3	7160
s4	7074
s5	7075
s6	7118

BRAKE	Nom
br1	8064
br2	7824
br3	7771
br4	7739
br5	7765
br6	7796
br7	7600
br8	7485
br9	7475
br10	7367
br11	7259
br12	7208
br13	7230

Size L

A	Nom
a1	8265
a2	8204
a3	8177
a4	8195
a5	8143
a6	8084
a7	8019
a8	8003
a9	7810
a10	7706
a11	7616
a12	7576

B	Nom
b1	8184
b2	8123
b3	8095
b4	8114
b5	8071
b6	8015
b7	7957
b8	7946
b9	7739
b10	7646
b11	7560
b12	7516

C	Nom
c1	8273
c2	8211
c3	8184
c4	8204
c5	8159
c6	8102
c7	8043
c8	8031
c9	7821
c10	7724
c11	7618
c12	7557

S	Nom
s1	7414
s2	7369
s3	7407
s4	7317
s5	7318
s6	7362

BRAKE	Nom
br1	8367
br2	8121
br3	8068
br4	8015
br5	8044
br6	8076
br7	7873
br8	7755
br9	7743
br10	7633
br11	7520
br12	7465
br13	7488

DE Anweisung Leinenvermessung Einzelleine

- Leinen werden grundsätzlich unter einer Last von 5daN gemessen.
- Der Bolzendurchmesser für die Einzelleinenmessung beträgt 4mm.

Leinentausch

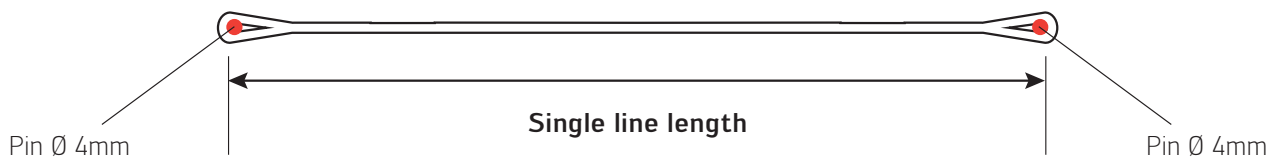
Da sich die Leinenlängen durch Alterung und äußere Einflüsse verändern können, empfehlen wir nach einem Leinentausch, den Gleitschirm zu vermessen.

EN Instructions for line measurement singleline length

- Lines should always measured under a load of 5daN.
- The pin diameter for the single line measurement is 4mm.

Line replacement

Since the line lengths can change due to aging and external influences, we recommend to measure the paraglider after a line replacement.



Pos	XS	S	M	L	Material	Colour	Comment
a1	1011	1042	1083	1120	Edelrid 8000-50U	natural	double spliced both sides
a2	954	984	1024	1059	Edelrid 8000-50U	natural	double spliced both sides
a3	969	998	1038	1072	Edelrid 8000-50U	natural	double spliced both sides
a4	983	1013	1054	1090	Edelrid 8000-50U	natural	double spliced both sides
a5	935	964	1003	1036	Edelrid 8000-50U	natural	double spliced both sides
a6	880	908	945	977	Edelrid 8000-50U	natural	double spliced both sides
a7	850	876	911	942	Edelrid 8000-50U	natural	double spliced both sides
a8	835	861	895	926	Edelrid 8000-50U	natural	double spliced both sides
a9	898	925	962	995	Edelrid 9200-30	natural	double spliced both sides
a10	803	828	862	891	Edelrid 9200-30	natural	double spliced both sides
a11	788	812	845	873	Edelrid 9200-30	natural	double spliced both sides
a12	751	775	806	833	Edelrid 9200-30	natural	double spliced both sides
A1	2209	2277	2367	2445	Edelrid 8000-90U	natural	double spliced both sides
A2	2167	2235	2326	2405	Edelrid 8000-90U	natural	double spliced both sides
A3	2007	2069	2151	2223	Edelrid 8000-90U	natural	double spliced both sides
A4	1977	2038	2121	2193	Edelrid 8000-90U	natural	double spliced both sides
A5	1049	1082	1125	1163	Liros DC60	white	double spliced both sides
A6	984	1014	1056	1091	Liros DC60	white	double spliced both sides
AI	3714	3846	4021	4175	PPSL 160	red	Loopcover top side
AII	3871	4010	4196	4359	PPSL 160	red	Loopcover top side
AIII	4556	4718	4934	5123	Edelrid 8000-90U	natural	double spliced both sides
b1	1001	1032	1073	1109	Edelrid 8000-50U	natural	
b2	943	973	1013	1048	Edelrid 8000-50U	natural	
b3	959	989	1028	1062	Edelrid 8000-50U	natural	
b4	974	1005	1045	1081	Edelrid 8000-50U	natural	
b5	925	954	992	1025	Edelrid 8000-50U	natural	
b6	874	901	937	969	Edelrid 8000-50U	natural	
b7	843	869	904	934	Edelrid 8000-50U	natural	
b8	832	858	893	923	Edelrid 8000-50U	natural	
b9	890	917	954	986	Edelrid 9200-30	natural	
b10	805	830	863	893	Edelrid 9200-30	natural	
b11	784	808	841	869	Edelrid 9200-30	natural	
b12	745	768	799	825	Edelrid 9200-30	natural	
B1	2189	2255	2344	2422	Edelrid 8000-90U	natural	
B2	2144	2211	2302	2380	Edelrid 8000-90U	natural	
B3	1989	2050	2132	2203	Edelrid 8000-90U	natural	
B4	1965	2026	2108	2180	Edelrid 8000-90U	natural	
B5	1039	1071	1114	1151	Liros DC60	white	
B6	981	1012	1053	1089	Liros DC60	white	
BI	3667	3797	3972	4124	PPSL 160	yellow	Loop Cover top side
BII	3832	3970	4155	4316	PPSL 160	yellow	Loop Cover top side
BIII	4507	4679	4894	5073	Edelrid 8000-90U	natural	Loop Cover top side

Pos	XS	S	M	L	Material	Colour	Comment
c1	1010	1042	1083	1119	Edelrid 8000-50U	natural	double spliced both sides
c2	952	982	1022	1057	Edelrid 8000-50U	natural	double spliced both sides
c3	968	998	1037	1071	Edelrid 8000-50U	natural	double spliced both sides
c4	984	1014	1055	1091	Edelrid 8000-50U	natural	double spliced both sides
c5	939	968	1007	1041	Edelrid 8000-50U	natural	double spliced both sides
c6	887	915	952	984	Edelrid 8000-50U	natural	double spliced both sides
c7	859	885	920	951	Edelrid 8000-50U	natural	double spliced both sides
c8	847	873	908	939	Edelrid 8000-50U	natural	double spliced both sides
c9	905	933	970	1003	Edelrid 9200-30	natural	double spliced both sides
c10	818	843	877	906	Edelrid 9200-30	natural	double spliced both sides
c11	798	822	855	884	Edelrid 9200-30	natural	double spliced both sides
c12	743	766	796	823	Edelrid 9200-30	natural	double spliced both sides
C1	2208	2275	2365	2443	Edelrid 8000-90U	natural	double spliced both sides
C2	2164	2232	2323	2402	Edelrid 8000-90U	natural	double spliced both sides
C3	2021	2083	2166	2238	Edelrid 8000-90U	natural	double spliced both sides
C4	1994	2056	2140	2212	Edelrid 8000-90U	natural	double spliced both sides
C5	1054	1087	1130	1168	Liros DC60	white	double spliced both sides
C6	976	1007	1048	1084	Liros DC60	white	double spliced both sides
CI	3725	3857	4032	4186	PPSL 160	blue	Loopcover top side
CII	3867	4007	4193	4355	PPSL 160	blue	Loopcover top side
CIII	4551	4730	4947	5121	Edelrid 8000-90U	natural	double spliced both sides
s1	1225	1262	1313	1357	Edelrid 9200-30	natural	double spliced both sides
s2	916	945	982	1015	Edelrid 9200-30	natural	double spliced both sides
s3	950	979	1018	1053	Edelrid 9200-30	natural	double spliced both sides
s4	1137	1172	1219	1260	Edelrid 9200-30	natural	double spliced both sides
s5	663	684	711	735	Edelrid 9200-30	natural	double spliced both sides
s6	703	725	754	779	Edelrid 9200-30	natural	double spliced both sides
S1	273	282	293	303	Edelrid 9200-30	natural	double spliced both sides
S2	480	495	515	532	Edelrid 9200-30	natural	double spliced both sides
S	4914	5087	5318	5520	Edelrid 8000-90U	natural	double spliced top side/loop cover bottom

Pos	XS	S	M	L	Material	Colour	Comment
br1	935	986	1027	1063	Edelrid 9200-30	natural	
br2	718	753	787	817	Edelrid 9200-30	natural	
br3	645	700	734	764	Edelrid 9200-30	natural	
br4	523	538	558	576	Edelrid 9200-30	natural	
br5	544	561	584	605	Edelrid 9200-30	natural	
br6	737	759	790	816	Edelrid 9200-30	natural	
br7	555	572	594	613	Edelrid 9200-30	natural	
br8	637	657	683	707	Edelrid 9200-30	natural	
br9	628	647	673	695	Edelrid 9200-30	natural	
br10	583	601	625	647	Edelrid 9200-30	natural	
br11	483	498	517	534	Edelrid 9200-30	natural	
br12	517	533	555	573	Edelrid 9200-30	natural	
br13	539	555	577	596	Edelrid 9200-30	natural	
BR1	1373	1413	1466	1513	Edelrid 8000-50U	natural	
BR2	1474	1524	1590	1648	Edelrid 8000-50U	natural	
BR3	966	996	1037	1072	Edelrid 8000-50U	natural	
BR4	779	802	833	860	Edelrid 8000-50U	natural	
BR5	716	738	768	795	Edelrid 8000-50U	natural	
BR6	635	654	679	701	Edelrid 8000-50U	natural	
BRI	3572	3764	3993	4193	Liros DC60	white	
BRII	1790	1846	1922	1987	Edelrid 8000-50U	natural	
BRIII	1801	1855	1927	1990	Edelrid 8000-50U	natural	
Brmain2	2081	2233	2409	2563	Liros DC60	white	
Brmain	1580	1600	1600	1600	DFLP200/32	orange	Please add 15cm extra