



# LINE DATA

/CHILI5

**DE Information Leinendaten**

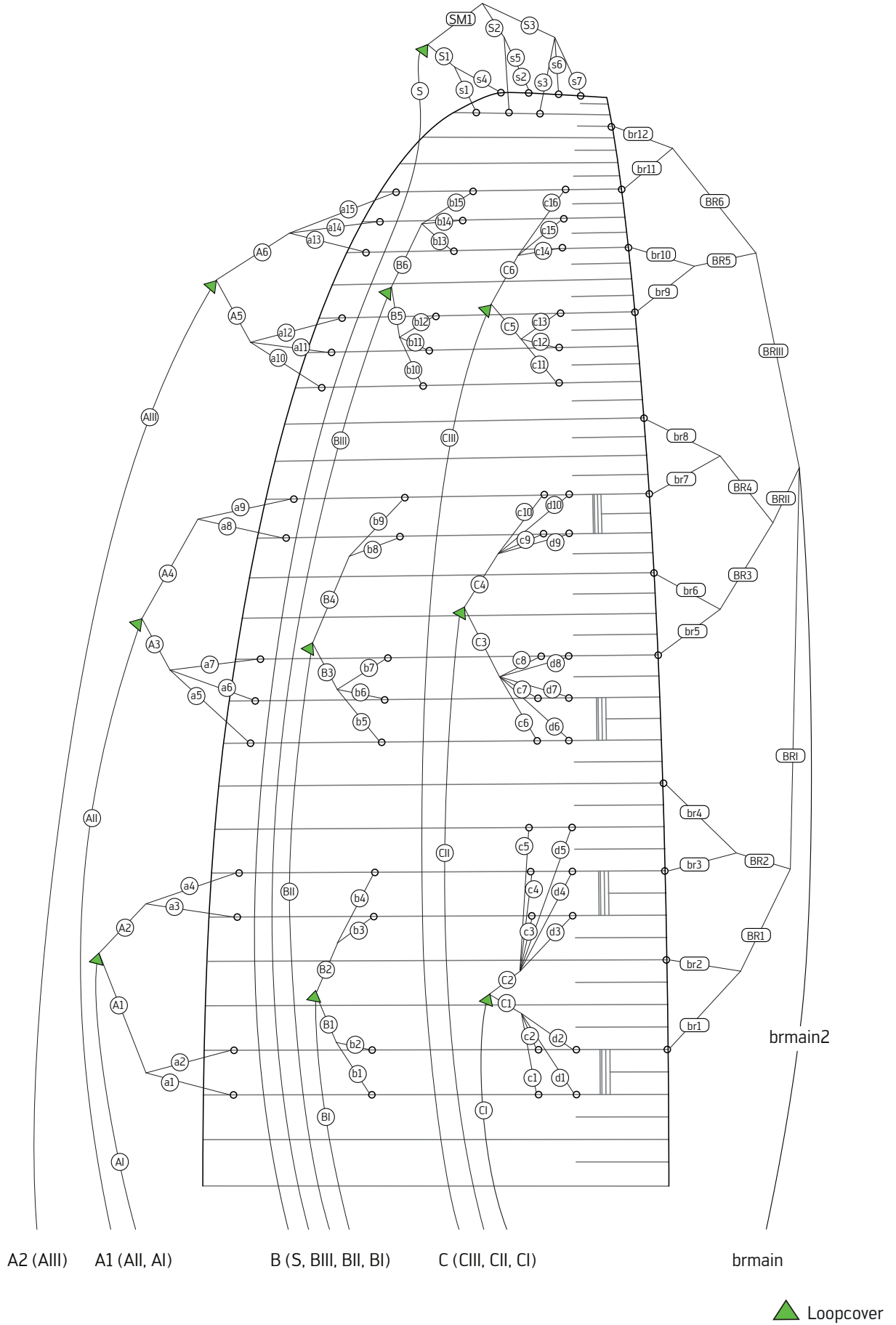
Grundsätzlich wird für Gleitschirmchecks und Leinenvermessungen empfohlen, ein von skywalk zertifiziertes Checkcenter aufzusuchen. Nur dann kann garantiert werden, dass die Überprüfung nach Herstellervorgaben erfolgt.

Da das Klima, die Belastung sowie die Handhabung einen erheblichen Einfluss auf die Alterung des Gleitschirms haben, dienen die bereitgestellten Daten als Hilfestellung, ersetzen aber keineswegs einen fachkundigen Check. Des Weiteren ist es äußerst schwierig, ohne Vorkenntnisse eine verlässliche und reproduzierbare Gleitschirmvermessung durchzuführen.

**EN Information line data**

For paraglider inspections and line measurements, it is recommended to visit a check center certified by skywalk. This is the only way to guarantee that the inspection is carried out according to the manufacturer's specifications.

Because the climate, the load, and the handling have considerable influence on the aging of the paraglider, the data provided serves as an aid, but in no way replaces an expert inspection. Furthermore, it is extremely difficult to perform a reliable and reproducible paraglider measurement without prior experience.

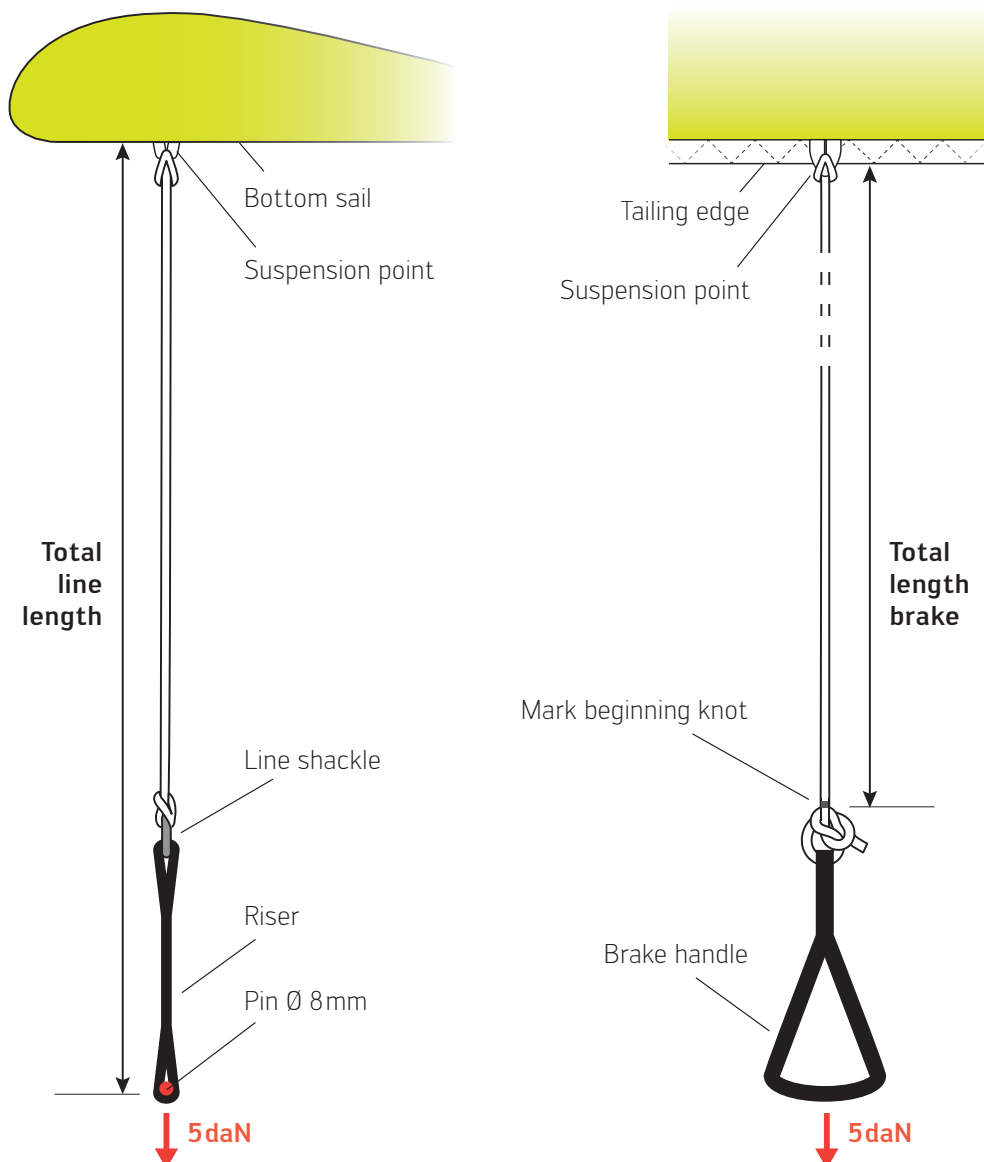


**DE Anweisung Leinenvermessung Gesamtleinenlänge**

- Die Vermessung der Gesamtleinenlängen erfolgt inklusive Tragegurte und bis zum Untersegel.
- Leinen werden grundsätzlich unter einer Last von 5daN gemessen.
- Bei Motortragegurten erfolgt die Messung ohne betätigten Trimmer bzw. bei vollständig geschlossenem Trimmer, sprich alle Leinenschlösser befinden sich auf selber Höhe.
- Der Bolzendurchmesser für die Vermessung beträgt 8mm.
- Die Bremsleine wird vom Knoten am Bremsgriff bis zum Untersegel (inkl. Raffsystem) gemessen.

**EN Instructions for line measurement total line length**

- The measurement of the total line lengths is done including risers and up to the lower sail.
- Lines should always be measured under a load of 5daN.
- In the case of risers for powered paragliders, the measurement is carried out without the trimmer activated or with the trimmer fully closed, i.e. all line shackles are at the same height.
- The pin diameter for the measurement is 8mm.
- The brake line is measured from the knot at the brake handle to the lower sail (incl. gathering system).



**Size XXS**

<b>A</b>	Nom
a1	7128
a2	7090
a3	7063
a4	7083
a5	7085
a6	7013
a7	7026
a8	6967
a9	6976
a10	6877
a11	6798
a12	6794
a13	6716
a14	6663
a15	6682

<b>B</b>	Nom
b1	7059
b2	7018
b3	6989
b4	7011
b5	7013
b6	6941
b7	6956
b8	6904
b9	6917
b10	6806
b11	6731
b12	6727
b13	6639
b14	6593
b15	6610

<b>C</b>	Nom
c1	7162
c2	7118
c3	7098
c4	7083
c5	7171
c6	7132
c7	7039
c8	7042
c9	6992
c10	7006
c11	6884
c12	6798
c13	6786
c14	6670
c15	6615
c16	6623

<b>D</b>	Nom
d1	7222
d2	7184
d3	7157
d4	7144
d5	7222
d6	7164
d7	7080
d8	7082
d9	7029
d10	7043

<b>S</b>	Nom
s1	6396
s2	6362
s3	6389
s4	6310
s5	6282
s6	6331
s7	6391

<b>BRAKE</b>	Nom
br1	7407
br2	7147
br3	7000
br4	6950
br5	6887
br6	6732
br7	6686
br8	6709
br9	6594
br10	6461
br11	6394
br12	6346

**Size XS**

<b>A</b>	Nom
a1	7417
a2	7378
a3	7351
a4	7372
a5	7375
a6	7300
a7	7314
a8	7253
a9	7263
a10	7161
a11	7079
a12	7075
a13	6995
a14	6940
a15	6960

<b>B</b>	Nom
b1	7344
b2	7303
b3	7274
b4	7297
b5	7299
b6	7226
b7	7241
b8	7190
b9	7203
b10	7089
b11	7011
b12	7007
b13	6917
b14	6869
b15	6887

<b>C</b>	Nom
c1	7452
c2	7407
c3	7387
c4	7371
c5	7464
c6	7425
c7	7329
c8	7333
c9	7281
c10	7297
c11	7171
c12	7082
c13	7070
c14	6951
c15	6894
c16	6901

<b>D</b>	Nom
d1	7512
d2	7473
d3	7446
d4	7433
d5	7514
d6	7457
d7	7370
d8	7373
d9	7319
d10	7333

<b>S</b>	Nom
s1	6662
s2	6630
s3	6657
s4	6574
s5	6547
s6	6597
s7	6660

<b>BRAKE</b>	Nom
br1	7700
br2	7431
br3	7281
br4	7232
br5	7165
br6	7006
br7	6959
br8	6984
br9	6866
br10	6728
br11	6660
br12	6610

**Size S**

<b>A</b>	Nom
a1	7685
a2	7645
a3	7618
a4	7641
a5	7645
a6	7567
a7	7582
a8	7521
a9	7531
a10	7425
a11	7340
a12	7337
a13	7254
a14	7197
a15	7218

<b>B</b>	Nom
b1	7609
b2	7567
b3	7539
b4	7563
b5	7567
b6	7491
b7	7508
b8	7454
b9	7468
b10	7352
b11	7271
b12	7267
b13	7173
b14	7124
b15	7142

<b>C</b>	Nom
c1	7720
c2	7674
c3	7656
c4	7641
c5	7737
c6	7697
c7	7598
c8	7602
c9	7549
c10	7566
c11	7439
c12	7347
c13	7334
c14	7211
c15	7152
c16	7160

<b>D</b>	Nom
d1	7783
d2	7743
d3	7719
d4	7705
d5	7790
d6	7731
d7	7641
d8	7644
d9	7589
d10	7604

<b>S</b>	Nom
s1	6909
s2	6875
s3	6904
s4	6818
s5	6789
s6	6842
s7	6908

<b>BRAKE</b>	Nom
br1	7994
br2	7718
br3	7563
br4	7515
br5	7444
br6	7280
br7	7232
br8	7259
br9	7139
br10	6997
br11	6926
br12	6875

**Size M**

<b>A</b>	Nom
a1	7954
a2	7912
a3	7887
a4	7911
a5	7915
a6	7835
a7	7851
a8	7788
a9	7799
a10	7690
a11	7603
a12	7599
a13	7513
a14	7455
a15	7477

<b>B</b>	Nom
b1	7876
b2	7832
b3	7804
b4	7830
b5	7835
b6	7757
b7	7774
b8	7720
b9	7735
b10	7616
b11	7532
b12	7528
b13	7431
b14	7380
b15	7399

<b>C</b>	Nom
c1	7990
c2	7942
c3	7925
c4	7909
c5	8009
c6	7970
c7	7867
c8	7871
c9	7818
c10	7835
c11	7705
c12	7610
c13	7597
c14	7470
c15	7409
c16	7417

<b>D</b>	Nom
d1	8055
d2	8015
d3	7990
d4	7976
d5	8064
d6	8004
d7	7911
d8	7915
d9	7859
d10	7875

<b>S</b>	Nom
s1	7155
s2	7121
s3	7150
s4	7061
s5	7033
s6	7086
s7	7156

<b>BRAKE</b>	Nom
br1	8287
br2	8002
br3	7845
br4	7797
br5	7722
br6	7555
br7	7505
br8	7533
br9	7412
br10	7265
br11	7192
br12	7139



**Size L**

<b>A</b>	Nom
a1	8222
a2	8180
a3	8153
a4	8179
a5	8185
a6	8103
a7	8119
a8	8054
a9	8066
a10	7954
a11	7864
a12	7861
a13	7772
a14	7712
a15	7735

<b>B</b>	Nom
b1	8141
b2	8096
b3	8069
b4	8097
b5	8103
b6	8022
b7	8040
b8	7985
b9	8001
b10	7879
b11	7792
b12	7789
b13	7689
b14	7637
b15	7656

<b>C</b>	Nom
c1	8260
c2	8212
c3	8194
c4	8179
c5	8283
c6	8242
c7	8136
c8	8141
c9	8086
c10	8104
c11	7973
c12	7875
c13	7861
c14	7730
c15	7668
c16	7676

<b>D</b>	Nom
d1	8331
d2	8289
d3	8264
d4	8250
d5	8342
d6	8280
d7	8184
d8	8188
d9	8132
d10	8148

<b>S</b>	Nom
s1	7402
s2	7368
s3	7398
s4	7305
s5	7277
s6	7332
s7	7405

<b>BRAKE</b>	Nom
br1	8592
br2	8299
br3	8137
br4	8090
br5	8011
br6	7839
br7	7789
br8	7818
br9	7695
br10	7544
br11	7468
br12	7414

**DE Anweisung Leinenvermessung Einzelleine**

- Leinen werden grundsätzlich unter einer Last von 5daN gemessen.
- Der Bolzendurchmesser für die Einzelleinenmessung beträgt 4mm.

**Leinentausch**

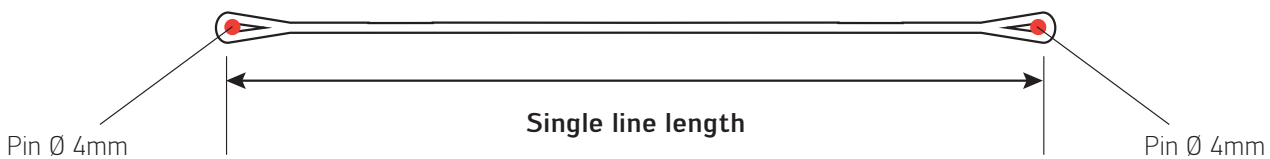
Da sich die Leinenlängen durch Alterung und äußere Einflüsse verändern können, empfehlen wir nach einem Leinentausch, den Gleitschirm zu vermessen.

**EN Instructions for line measurement singleline length**

- Lines should always measured under a load of 5daN.
- The pin diameter for the single line measurement is 4mm.

**Line replacement**

Since the line lengths can change due to aging and external influences, we recommend to measure the paraglider after a line replacement.



Pos	XXS	XS	S	M	Material	Colour	Comment
a1	438	455	471	488	Edelrid 8000-50	natural	double spliced both sides
a2	400	416	431	446	Edelrid 8000-50	natural	double spliced both sides
a3	407	422	437	452	Edelrid 8000-50	natural	double spliced both sides
a4	427	443	460	476	Edelrid 8000-50	natural	double spliced both sides
a5	542	563	583	603	Edelrid 8000-50	natural	double spliced both sides
a6	470	488	505	523	Edelrid 8000-50	natural	double spliced both sides
a7	483	502	520	539	Edelrid 8000-50	natural	double spliced both sides
a8	358	371	385	398	Edelrid 8000-50	natural	double spliced both sides
a9	367	381	395	409	Edelrid 8000-50	natural	double spliced both sides
a10	460	477	494	511	Liros DC35	white	double spliced both sides
a11	381	395	409	424	Liros DC35	white	double spliced both sides
a12	377	391	406	420	Liros DC35	white	double spliced both sides
a13	381	395	409	423	Liros DC35	white	double spliced both sides
a14	328	340	352	365	Liros DC35	white	double spliced both sides
a15	347	360	373	387	Liros DC35	white	double spliced both sides
A1	2143	2223	2303	2382	Edelrid 8000-90	natural	double spliced both sides
A2	2109	2190	2270	2351	Edelrid 8000-90	natural	double spliced both sides
A3	2125	2204	2284	2363	Edelrid 8000-90	natural	double spliced both sides
A4	2191	2274	2358	2441	Edelrid 8000-90	natural	double spliced both sides
A5	1447	1501	1555	1610	Edelrid 8000-50	natural	double spliced both sides
A6	1365	1417	1469	1521	Edelrid 8000-50	natural	double spliced both sides
AI	4032	4204	4376	4549	PPSLS180	red	Loop Cover top side
AII	3903	4073	4243	4414	PPSLS180	red	Loop Cover top side
AIII	4452	4645	4838	5031	PPSLS125	red	Loop Cover top side
b1	435	451	467	484	Edelrid 8000-50	natural	double spliced both sides
b2	394	410	425	440	Edelrid 8000-50	natural	double spliced both sides
b3	402	417	432	447	Edelrid 8000-50	natural	double spliced both sides
b4	424	440	456	473	Edelrid 8000-50	natural	double spliced both sides
b5	537	556	576	596	Edelrid 8000-50	natural	double spliced both sides
b6	465	483	500	518	Edelrid 8000-50	natural	double spliced both sides
b7	480	498	517	535	Edelrid 8000-50	natural	double spliced both sides
b8	354	368	381	394	Edelrid 8000-50	natural	double spliced both sides
b9	367	381	395	409	Edelrid 8000-50	natural	double spliced both sides
b10	452	469	486	503	Liros DC35	white	double spliced both sides
b11	377	391	405	419	Liros DC35	white	double spliced both sides
b12	373	387	401	415	Liros DC35	white	double spliced both sides
b13	369	383	396	410	Liros DC35	white	double spliced both sides
b14	323	335	347	359	Liros DC35	white	double spliced both sides
b15	340	353	365	378	Liros DC35	white	double spliced both sides
B1	2065	2141	2218	2295	Edelrid 8000-90	natural	double spliced both sides
B2	2028	2105	2183	2260	Edelrid 8000-90	natural	double spliced both sides
B3	2047	2123	2200	2276	Edelrid 8000-90	natural	double spliced both sides
B4	2121	2202	2282	2363	Edelrid 8000-90	natural	double spliced both sides
B5	1380	1432	1484	1537	Edelrid 8000-50	natural	double spliced both sides
B6	1296	1346	1395	1445	Edelrid 8000-50	natural	double spliced both sides
BI	4044	4217	4389	4562	PPSLS180	yellow	Loop Cover top side
BII	3914	4085	4256	4428	PPSLS180	yellow	Loop Cover top side
BIII	4456	4650	4844	5038	PPSLS125	yellow	Loop Cover top side

Pos	XXS	XS	S	M	Material	Colour	Comment
c1	440	457	473	490	Edelrid 8000-50	natural	double spliced both sides
c2	396	412	427	442	Edelrid 8000-50	natural	double spliced both sides
c3	457	474	490	507	Edelrid 8000-50	natural	double spliced both sides
c4	442	458	475	491	Edelrid 8000-50	natural	double spliced both sides
c5	530	551	571	591	Edelrid 8000-50	natural	double spliced both sides
c6	513	532	551	571	Edelrid 8000-50	natural	double spliced both sides
c7	420	436	452	468	Edelrid 8000-50	natural	double spliced both sides
c8	423	440	456	472	Edelrid 8000-50	natural	double spliced both sides
c9	361	374	387	401	Edelrid 8000-50	natural	double spliced both sides
c10	375	390	404	418	Edelrid 8000-50	natural	double spliced both sides
c11	464	481	499	516	Liros DC35	white	double spliced both sides
c12	378	392	407	421	Liros DC35	white	double spliced both sides
c13	366	380	394	408	Liros DC35	white	double spliced both sides
c14	379	394	408	422	Liros DC35	white	double spliced both sides
c15	324	337	349	361	Liros DC35	white	double spliced both sides
c16	332	344	357	369	Liros DC35	white	double spliced both sides
C1	2128	2207	2285	2364	Edelrid 8000-90	natural	double spliced both sides
C2	2047	2125	2204	2282	Edelrid 8000-90	natural	double spliced both sides
C3	1904	1975	2046	2117	Edelrid 8000-90	natural	double spliced both sides
C4	1916	1989	2062	2135	Edelrid 8000-90	natural	double spliced both sides
C5	1364	1416	1468	1520	Edelrid 8000-50	natural	double spliced both sides
C6	1235	1283	1331	1379	Edelrid 8000-50	natural	double spliced both sides
CI	4087	4261	4435	4609	PPSLS180	blue	Loop Cover top side *
CII	4208	4391	4573	4755	PPSLS180	blue	Loop Cover top side *
CIII	4545	4743	4941	5138	PPSLS125	blue	Loop Cover top side *
d1	500	519	538	557	Edelrid 8000-50	natural	double spliced both sides
d2	462	480	498	517	Edelrid 8000-50	natural	double spliced both sides
d3	516	535	555	574	Edelrid 8000-50	natural	double spliced both sides
d4	503	522	541	560	Edelrid 8000-50	natural	double spliced both sides
d5	581	603	626	648	Edelrid 8000-50	natural	double spliced both sides
d6	545	566	587	607	Edelrid 8000-50	natural	double spliced both sides
d7	461	479	497	514	Edelrid 8000-50	natural	double spliced both sides
d8	463	482	500	518	Edelrid 8000-50	natural	double spliced both sides
d9	398	414	429	444	Edelrid 8000-50	natural	double spliced both sides
d10	412	428	444	460	Edelrid 8000-50	natural	double spliced both sides

\* Please make a double loop on the riser shakle



Pos	XXS	XS	S	M	Material	Colour	Comment
s1	329	330	332	333	Liros DC35	white	double spliced both sides
s2	326	328	329	330	Liros DC35	white	double spliced both sides
s3	318	319	320	321	Liros DC35	white	double spliced both sides
s4	243	242	241	239	Liros DC35	white	double spliced both sides
s5	246	245	243	242	Liros DC35	white	double spliced both sides
s6	260	259	258	257	Liros DC35	white	double spliced both sides
s7	320	322	324	327	Liros DC35	white	double spliced both sides
S1	733	771	810	848	Edelrid 8000-50	natural	double spliced both sides
S2	208	228	247	267	Edelrid 8000-50	natural	double spliced both sides
S3	243	264	285	305	Edelrid 8000-50	natural	double spliced both sides
SM1	499	518	537	555	Edelrid 8000-50	natural	double spliced both sides
S	4823	5030	5236	5443	PPSL5125	orange	Loop Cover top side *
br1	862	890	917	945	Liros DC35	white	
br2	602	621	641	660	Liros DC35	white	
br3	752	777	802	828	Liros DC35	white	
br4	702	728	754	780	Liros DC35	white	
br5	793	822	851	879	Liros DC35	white	
br6	638	663	687	712	Liros DC35	white	
br7	657	681	705	730	Liros DC35	white	
br8	680	706	732	758	Liros DC35	white	
br9	599	622	644	667	Liros DC35	white	
br10	466	484	502	520	Liros DC35	white	
br11	568	590	611	632	Liros DC35	white	
br12	520	540	560	579	Liros DC35	white	
BR1	999	1036	1073	1110	Edelrid 8001-50	orange	double spliced both sides
BR2	702	730	757	785	Edelrid 8001-50	orange	double spliced both sides
BR3	953	988	1023	1059	Edelrid 8001-50	orange	double spliced both sides
BR4	888	923	957	991	Edelrid 8001-50	orange	double spliced both sides
BR5	592	614	636	658	Edelrid 8001-50	orange	double spliced both sides
BR6	423	440	456	473	Edelrid 8001-50	orange	double spliced both sides
BR1	2691	2790	2890	2989	Edelrid 8001-70	orange	double spliced both sides
BR1I	2241	2326	2411	2496	Edelrid 8001-70	orange	double spliced both sides
BR1II	2503	2601	2700	2799	Edelrid 8001-70	orange	double spliced both sides
BRmain2	1667	1796	1926	2055	Edelrid 8001-130U	orange	double spliced both sides
BRmain	1200	1200	1200	1200	DFLP 200/32	orange	Please add 15cm extra

\* Please make a double loop on the riser shackle



Pos	L	Material	Colour	Comment
a1	504	Edelrid 8000-70	natural	double spliced both sides
a2	462	Edelrid 8000-70	natural	double spliced both sides
a3	466	Edelrid 8000-70	natural	double spliced both sides
a4	492	Edelrid 8000-70	natural	double spliced both sides
a5	623	Edelrid 8000-70	natural	double spliced both sides
a6	541	Edelrid 8000-70	natural	double spliced both sides
a7	557	Edelrid 8000-70	natural	double spliced both sides
a8	411	Edelrid 8000-70	natural	double spliced both sides
a9	423	Edelrid 8000-70	natural	double spliced both sides
a10	528	Liros DC35	white	double spliced both sides
a11	438	Liros DC35	white	double spliced both sides
a12	435	Liros DC35	white	double spliced both sides
a13	437	Liros DC35	white	double spliced both sides
a14	377	Liros DC35	white	double spliced both sides
a15	400	Liros DC35	white	double spliced both sides
A1	2462	Edelrid 8000-130	natural	double spliced both sides
A2	2431	Edelrid 8000-130	natural	double spliced both sides
A3	2443	Edelrid 8000-130	natural	double spliced both sides
A4	2524	Edelrid 8000-130	natural	double spliced both sides
A5	1664	Edelrid 8000-70	natural	double spliced both sides
A6	1573	Edelrid 8000-70	natural	double spliced both sides
AI	4721	PPSL200	red	Loop Cover top side
All	4584	PPSL200	red	Loop Cover top side
AIII	5224	PPSLS125	red	Loop Cover top side
b1	500	Edelrid 8000-70	natural	double spliced both sides
b2	455	Edelrid 8000-70	natural	double spliced both sides
b3	461	Edelrid 8000-70	natural	double spliced both sides
b4	489	Edelrid 8000-70	natural	double spliced both sides
b5	616	Edelrid 8000-70	natural	double spliced both sides
b6	535	Edelrid 8000-70	natural	double spliced both sides
b7	553	Edelrid 8000-70	natural	double spliced both sides
b8	407	Edelrid 8000-70	natural	double spliced both sides
b9	423	Edelrid 8000-70	natural	double spliced both sides
b10	520	Liros DC35	white	double spliced both sides
b11	433	Liros DC35	white	double spliced both sides
b12	430	Liros DC35	white	double spliced both sides
b13	424	Liros DC35	white	double spliced both sides
b14	372	Liros DC35	white	double spliced both sides
b15	391	Liros DC35	white	double spliced both sides
B1	2371	Edelrid 8000-130	natural	double spliced both sides
B2	2338	Edelrid 8000-130	natural	double spliced both sides
B3	2353	Edelrid 8000-130	natural	double spliced both sides
B4	2444	Edelrid 8000-130	natural	double spliced both sides
B5	1589	Edelrid 8000-70	natural	double spliced both sides
B6	1495	Edelrid 8000-70	natural	double spliced both sides
BI	4735	PPSL200	yellow	Loop Cover top side
BII	4599	PPSL200	yellow	Loop Cover top side
BIII	5232	PPSLS125	yellow	Loop Cover top side

Pos	L	Material	Colour	Comment
c1	506	Edelrid 8000-70	natural	double spliced both sides
c2	458	Edelrid 8000-70	natural	double spliced both sides
c3	523	Edelrid 8000-70	natural	double spliced both sides
c4	508	Edelrid 8000-70	natural	double spliced both sides
c5	612	Edelrid 8000-70	natural	double spliced both sides
c6	590	Edelrid 8000-70	natural	double spliced both sides
c7	484	Edelrid 8000-70	natural	double spliced both sides
c8	489	Edelrid 8000-70	natural	double spliced both sides
c9	414	Edelrid 8000-70	natural	double spliced both sides
c10	432	Edelrid 8000-70	natural	double spliced both sides
c11	534	Liros DC35	white	double spliced both sides
c12	436	Liros DC35	white	double spliced both sides
c13	422	Liros DC35	white	double spliced both sides
c14	436	Liros DC35	white	double spliced both sides
c15	374	Liros DC35	white	double spliced both sides
c16	382	Liros DC35	white	double spliced both sides
C1	2443	Edelrid 8000-130	natural	double spliced both sides
C2	2360	Edelrid 8000-130	natural	double spliced both sides
C3	2188	Edelrid 8000-130	natural	double spliced both sides
C4	2208	Edelrid 8000-130	natural	double spliced both sides
C5	1572	Edelrid 8000-70	natural	double spliced both sides
C6	1427	Edelrid 8000-70	natural	double spliced both sides
CI	4784	PPSL200	blue	Loop Cover top side *
CII	4937	PPSL200	blue	Loop Cover top side *
CIII	5336	PPSL125	blue	Loop Cover top side *
d1	577	Edelrid 8000-70	natural	double spliced both sides
d2	535	Edelrid 8000-70	natural	double spliced both sides
d3	593	Edelrid 8000-70	natural	double spliced both sides
d4	579	Edelrid 8000-70	natural	double spliced both sides
d5	671	Edelrid 8000-70	natural	double spliced both sides
d6	628	Edelrid 8000-70	natural	double spliced both sides
d7	532	Edelrid 8000-70	natural	double spliced both sides
d8	536	Edelrid 8000-70	natural	double spliced both sides
d9	460	Edelrid 8000-70	natural	double spliced both sides
d10	476	Edelrid 8000-70	natural	double spliced both sides

\* Please make a double loop on the riser shackle



Pos	L	Material	Colour	Comment
s1	335	Liros DC35	white	double spliced both sides
s2	332	Liros DC35	white	double spliced both sides
s3	322	Liros DC35	white	double spliced both sides
s4	238	Liros DC35	white	double spliced both sides
s5	241	Liros DC35	white	double spliced both sides
s6	256	Liros DC35	white	double spliced both sides
s7	329	Liros DC35	white	double spliced both sides
S1	886	Edelrid 8000-50	natural	double spliced both sides
S2	286	Edelrid 8000-50	natural	double spliced both sides
S3	326	Edelrid 8000-50	natural	double spliced both sides
SM1	574	Edelrid 8000-50	natural	double spliced both sides
S	5650	PPSL5125	orange	Loop Cover top side *
br1	973	Liros DC35	white	
br2	680	Liros DC35	white	
br3	853	Liros DC35	white	
br4	806	Liros DC35	white	
br5	908	Liros DC35	white	
br6	736	Liros DC35	white	
br7	754	Liros DC35	white	
br8	783	Liros DC35	white	
br9	689	Liros DC35	white	
br10	538	Liros DC35	white	
br11	653	Liros DC35	white	
br12	599	Liros DC35	white	
BR1	1147	Edelrid 8001-50	orange	double spliced both sides
BR2	812	Edelrid 8001-50	orange	double spliced both sides
BR3	1094	Edelrid 8001-50	orange	double spliced both sides
BR4	1026	Edelrid 8001-50	orange	double spliced both sides
BR5	680	Edelrid 8001-50	orange	double spliced both sides
BR6	489	Edelrid 8001-50	orange	double spliced both sides
BR1	3088	Edelrid 8001-70	orange	double spliced both sides
BR1I	2580	Edelrid 8001-70	orange	double spliced both sides
BR1II	2897	Edelrid 8001-70	orange	double spliced both sides
BRmain2	2185	Edelrid 8001-130U	orange	double spliced both sides
BRmain	1200	DFLP 200/32	orange	Please add 15cm extra

\* Please make a double loop on the riser shackle

