



LINE DATA

/CHILI5

DE Information Leinendaten

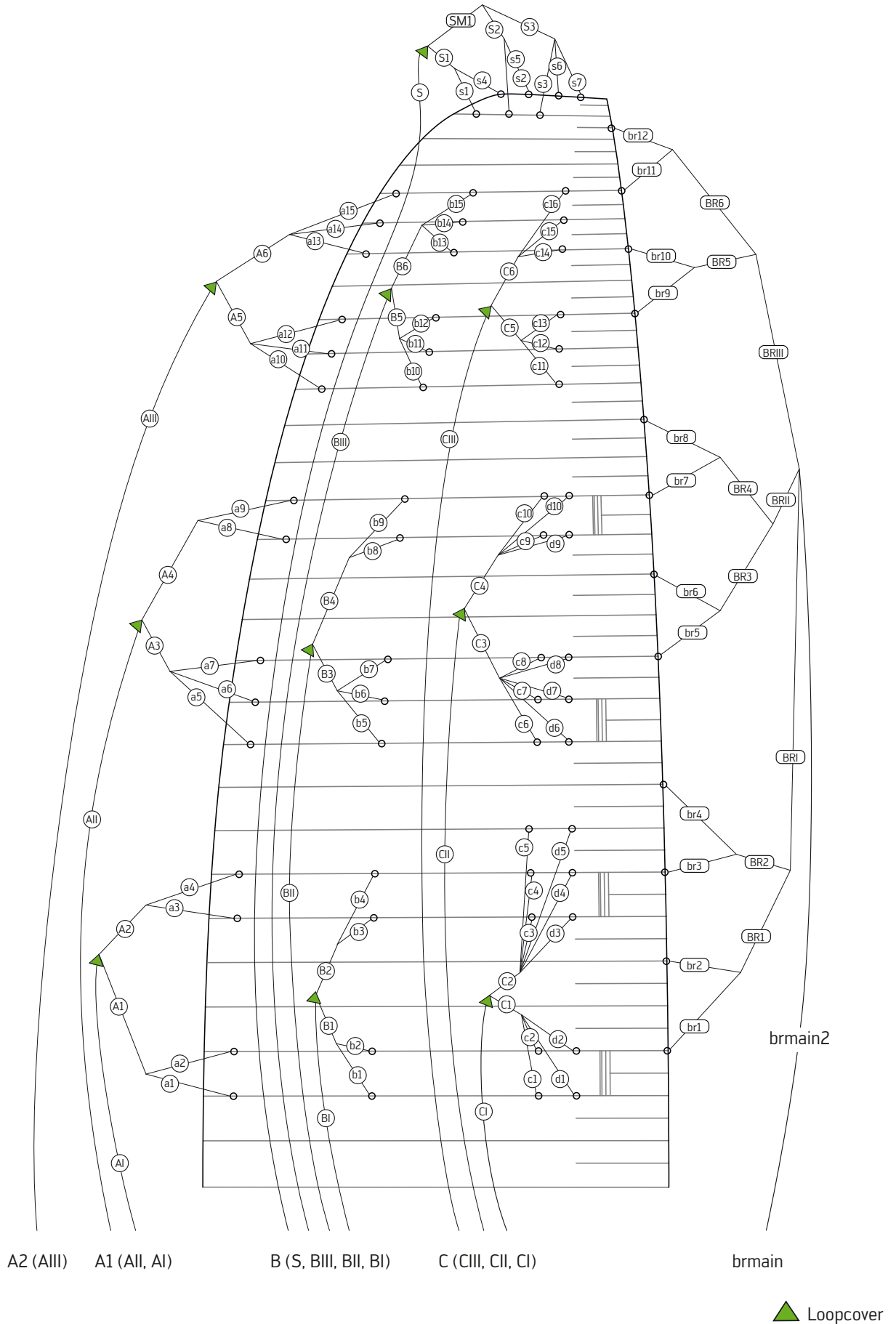
Grundsätzlich wird für Gleitschirmchecks und Leinenvermessungen empfohlen, ein von skywalk zertifiziertes Checkcenter aufzusuchen. Nur dann kann garantiert werden, dass die Überprüfung nach Herstellervorgaben erfolgt.

Da das Klima, die Belastung sowie die Handhabung einen erheblichen Einfluss auf die Alterung des Gleitschirms haben, dienen die bereitgestellten Daten als Hilfestellung, ersetzen aber keineswegs einen fachkundigen Check. Des Weiteren ist es äußerst schwierig, ohne Vorkenntnisse eine verlässliche und reproduzierbare Gleitschirmvermessung durchzuführen.

EN Information line data

For paraglider inspections and line measurements, it is recommended to visit a check center certified by skywalk. This is the only way to guarantee that the inspection is carried out according to the manufacturer's specifications.

Because the climate, the load, and the handling have considerable influence on the aging of the paraglider, the data provided serves as an aid, but in no way replaces an expert inspection. Furthermore, it is extremely difficult to perform a reliable and reproducible paraglider measurement without prior experience.

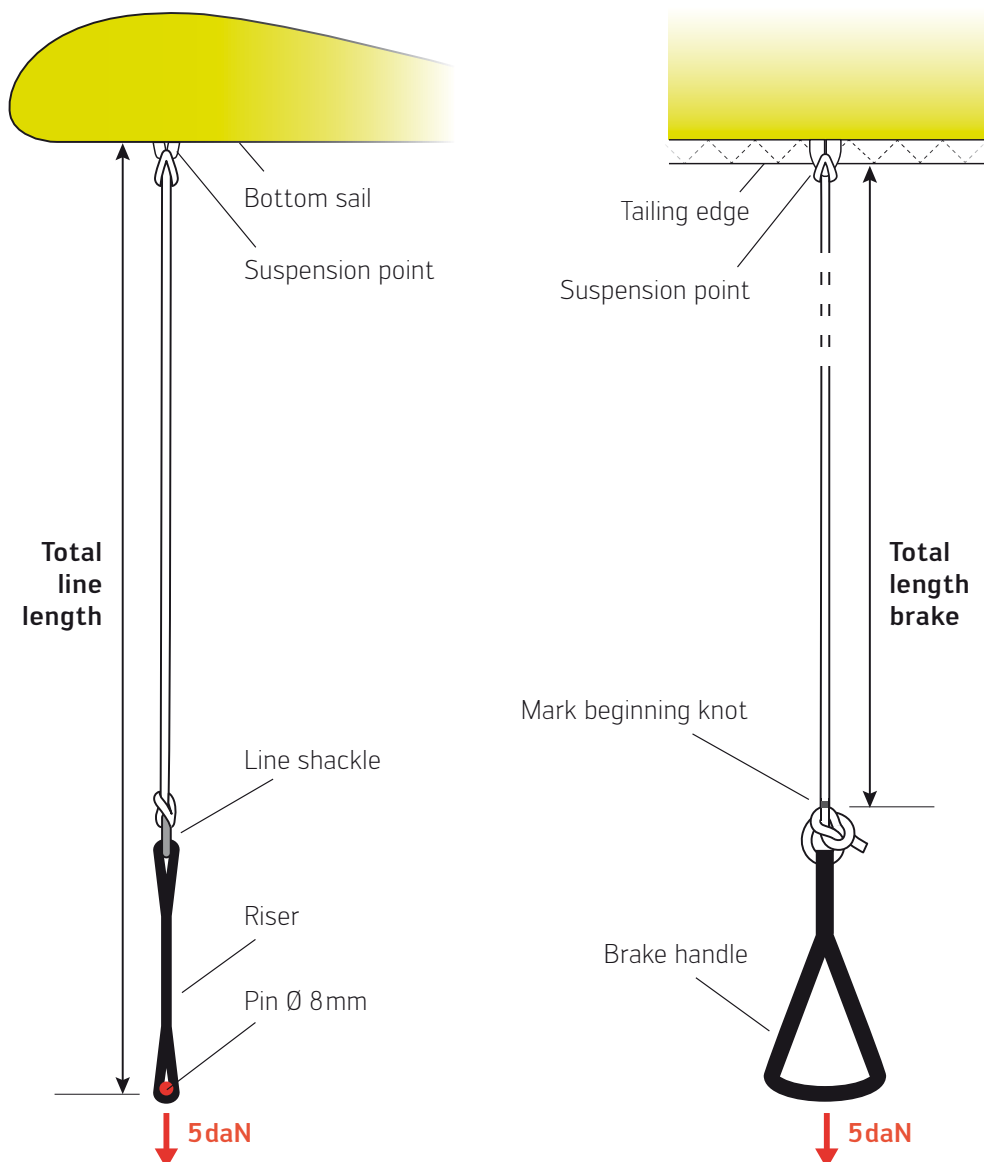


DE Anweisung Leinenvermessung Gesamtleinenlänge

- Die Vermessung der Gesamtleinenlängen erfolgt inklusive Tragegurte und bis zum Untersegel.
- Leinen werden grundsätzlich unter einer Last von 5daN gemessen.
- Bei Motortragegurten erfolgt die Messung ohne betätigten Trimmer bzw. bei vollständig geschlossenem Trimmer, sprich alle Leinenschlösser befinden sich auf selber Höhe.
- Der Bolzendurchmesser für die Vermessung beträgt 8mm.
- Die Bremsleine wird vom Knoten am Bremsgriff bis zum Untersegel (inkl. Raffsystem) gemessen.

EN Instructions for line measurement total line length

- The measurement of the total line lengths is done including risers and up to the lower sail.
- Lines should always measured under a load of 5daN.
- In the case of risers for powered paragliders, the measurement is carried out without the trimmer activated or with the trimmer fully closed, i.e. all line shackles are at the same height.
- The pin diameter for the measurement is 8mm.
- The brake line is measured from the knot at the brake handle to the lower sail (incl. gathering system).



Size XXS

A	Nom
a1	7126
a2	7088
a3	7061
a4	7081
a5	7083
a6	7011
a7	7024
a8	6965
a9	6974
a10	6875
a11	6796
a12	6792
a13	6714
a14	6661
a15	6680

B	Nom
b1	7062
b2	7021
b3	6992
b4	7014
b5	7011
b6	6939
b7	6954
b8	6902
b9	6915
b10	6804
b11	6729
b12	6725
b13	6637
b14	6591
b15	6608

C	Nom
c1	7155
c2	7111
c3	7091
c4	7076
c5	7164
c6	7126
c7	7033
c8	7036
c9	6986
c10	7000
c11	6882
c12	6796
c13	6784
c14	6668
c15	6613
c16	6621

D	Nom
d1	7213
d2	7175
d3	7148
d4	7135
d5	7213
d6	7156
d7	7072
d8	7074
d9	7021
d10	7035

S	Nom
s1	6394
s2	6360
s3	6387
s4	6308
s5	6280
s6	6329
s7	6389

BRAKE	Nom
br1	7407
br2	7147
br3	7000
br4	6950
br5	6887
br6	6732
br7	6686
br8	6709
br9	6594
br10	6461
br11	6394
br12	6346

Size XS

A	Nom
a1	7418
a2	7379
a3	7352
a4	7373
a5	7376
a6	7301
a7	7315
a8	7254
a9	7264
a10	7163
a11	7081
a12	7077
a13	6997
a14	6942
a15	6962

B	Nom
b1	7350
b2	7309
b3	7280
b4	7303
b5	7300
b6	7227
b7	7242
b8	7191
b9	7204
b10	7091
b11	7013
b12	7009
b13	6919
b14	6871
b15	6889

C	Nom
c1	7448
c2	7403
c3	7383
c4	7367
c5	7460
c6	7422
c7	7326
c8	7330
c9	7278
c10	7294
c11	7173
c12	7084
c13	7072
c14	6953
c15	6896
c16	6903

D	Nom
d1	7498
d2	7459
d3	7432
d4	7419
d5	7500
d6	7449
d7	7362
d8	7365
d9	7311
d10	7325

S	Nom
s1	6664
s2	6634
s3	6661
s4	6576
s5	6551
s6	6601
s7	6664

BRAKE	Nom
br1	7693
br2	7424
br3	7274
br4	7225
br5	7158
br6	6999
br7	6952
br8	6977
br9	6859
br10	6721
br11	6653
br12	6603

Size S

A	Nom
a1	7686
a2	7646
a3	7619
a4	7642
a5	7646
a6	7568
a7	7583
a8	7522
a9	7532
a10	7427
a11	7342
a12	7339
a13	7256
a14	7199
a15	7220

B	Nom
b1	7615
b2	7573
b3	7545
b4	7569
b5	7568
b6	7492
b7	7509
b8	7455
b9	7469
b10	7354
b11	7273
b12	7269
b13	7175
b14	7126
b15	7144

C	Nom
c1	7716
c2	7670
c3	7652
c4	7637
c5	7733
c6	7694
c7	7595
c8	7599
c9	7546
c10	7563
c11	7441
c12	7349
c13	7336
c14	7213
c15	7154
c16	7162

D	Nom
d1	7769
d2	7729
d3	7705
d4	7691
d5	7776
d6	7723
d7	7633
d8	7636
d9	7581
d10	7596

S	Nom
s1	6911
s2	6879
s3	6908
s4	6820
s5	6793
s6	6846
s7	6912

BRAKE	Nom
br1	7987
br2	7711
br3	7556
br4	7508
br5	7437
br6	7273
br7	7225
br8	7252
br9	7132
br10	6990
br11	6919
br12	6868

Size M

A	Nom
a1	7950
a2	7908
a3	7883
a4	7907
a5	7911
a6	7831
a7	7847
a8	7784
a9	7795
a10	7687
a11	7600
a12	7596
a13	7510
a14	7452
a15	7474

B	Nom
b1	7877
b2	7833
b3	7805
b4	7831
b5	7831
b6	7753
b7	7770
b8	7716
b9	7731
b10	7613
b11	7529
b12	7525
b13	7428
b14	7377
b15	7396

C	Nom
c1	7981
c2	7933
c3	7916
c4	7900
c5	8000
c6	7962
c7	7859
c8	7863
c9	7810
c10	7827
c11	7702
c12	7607
c13	7594
c14	7467
c15	7406
c16	7414

D	Nom
d1	8036
d2	7996
d3	7971
d4	7957
d5	8045
d6	7991
d7	7898
d8	7902
d9	7846
d10	7862

S	Nom
s1	7152
s2	7120
s3	7149
s4	7058
s5	7032
s6	7085
s7	7155

BRAKE	Nom
br1	8280
br2	7995
br3	7838
br4	7790
br5	7715
br6	7548
br7	7498
br8	7526
br9	7405
br10	7258
br11	7185
br12	7132

Size L

A	Nom
a1	8220
a2	8178
a3	8151
a4	8177
a5	8183
a6	8101
a7	8117
a8	8052
a9	8064
a10	7952
a11	7862
a12	7859
a13	7770
a14	7710
a15	7733

B	Nom
b1	8144
b2	8099
b3	8072
b4	8100
b5	8101
b6	8020
b7	8038
b8	7983
b9	7999
b10	7877
b11	7790
b12	7787
b13	7687
b14	7635
b15	7654

C	Nom
c1	8254
c2	8206
c3	8188
c4	8173
c5	8277
c6	8237
c7	8131
c8	8136
c9	8081
c10	8099
c11	7971
c12	7873
c13	7859
c14	7728
c15	7666
c16	7674

D	Nom
d1	8323
d2	8281
d3	8256
d4	8242
d5	8334
d6	8273
d7	8177
d8	8181
d9	8125
d10	8141

S	Nom
s1	7400
s2	7366
s3	7396
s4	7303
s5	7275
s6	7330
s7	7403

BRAKE	Nom
br1	8592
br2	8299
br3	8137
br4	8090
br5	8011
br6	7839
br7	7789
br8	7818
br9	7695
br10	7544
br11	7468
br12	7414

DE Anweisung Leinenvermessung Einzelleine

- Leinen werden grundsätzlich unter einer Last von 5daN gemessen.
- Der Bolzendurchmesser für die Einzelleinenmessung beträgt 4mm.

Leinentausch

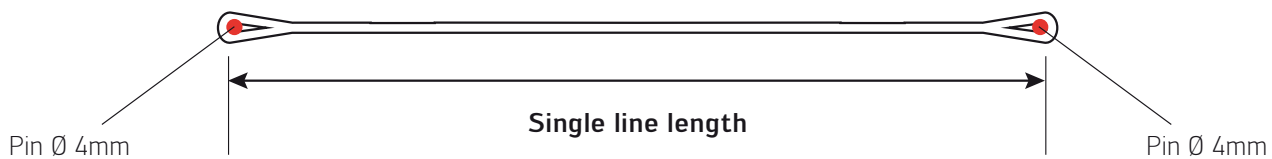
Da sich die Leinenlängen durch Alterung und äußere Einflüsse verändern können, empfehlen wir nach einem Leinentausch, den Gleitschirm zu vermessen.

EN Instructions for line measurement singleline length

- Lines should always measured under a load of 5daN.
- The pin diameter for the single line measurement is 4mm.

Line replacement

Since the line lengths can change due to aging and external influences, we recommend to measure the paraglider after a line replacement.



Pos	XXS	XS	S	M	Material	Colour	Comment
a1	438	455	471	488	Edelrid 8000-50	natural	double spliced both sides
a2	400	416	431	446	Edelrid 8000-50	natural	double spliced both sides
a3	407	422	437	452	Edelrid 8000-50	natural	double spliced both sides
a4	427	443	460	476	Edelrid 8000-50	natural	double spliced both sides
a5	542	563	583	603	Edelrid 8000-50	natural	double spliced both sides
a6	470	488	505	523	Edelrid 8000-50	natural	double spliced both sides
a7	483	502	520	539	Edelrid 8000-50	natural	double spliced both sides
a8	358	371	385	398	Edelrid 8000-50	natural	double spliced both sides
a9	367	381	395	409	Edelrid 8000-50	natural	double spliced both sides
a10	460	477	494	511	Liros DC35	white	double spliced both sides
a11	381	395	409	424	Liros DC35	white	double spliced both sides
a12	377	391	406	420	Liros DC35	white	double spliced both sides
a13	381	395	409	423	Liros DC35	white	double spliced both sides
a14	328	340	352	365	Liros DC35	white	double spliced both sides
a15	347	360	373	387	Liros DC35	white	double spliced both sides
A1	2143	2223	2303	2382	Edelrid 8000-90	natural	double spliced both sides
A2	2109	2190	2270	2351	Edelrid 8000-90	natural	double spliced both sides
A3	2125	2204	2284	2363	Edelrid 8000-90	natural	double spliced both sides
A4	2191	2274	2358	2441	Edelrid 8000-90	natural	double spliced both sides
A5	1447	1501	1555	1610	Edelrid 8000-50	natural	double spliced both sides
A6	1365	1417	1469	1521	Edelrid 8000-50	natural	double spliced both sides
AI	4032	4204	4376	4549	PPSLS180	red	Loop Cover top side
AII	3903	4073	4243	4414	PPSLS180	red	Loop Cover top side
AIII	4452	4645	4838	5031	PPSLS125	red	Loop Cover top side
b1	435	451	467	484	Edelrid 8000-50	natural	double spliced both sides
b2	394	410	425	440	Edelrid 8000-50	natural	double spliced both sides
b3	402	417	432	447	Edelrid 8000-50	natural	double spliced both sides
b4	424	440	456	473	Edelrid 8000-50	natural	double spliced both sides
b5	537	556	576	596	Edelrid 8000-50	natural	double spliced both sides
b6	465	483	500	518	Edelrid 8000-50	natural	double spliced both sides
b7	480	498	517	535	Edelrid 8000-50	natural	double spliced both sides
b8	354	368	381	394	Edelrid 8000-50	natural	double spliced both sides
b9	367	381	395	409	Edelrid 8000-50	natural	double spliced both sides
b10	452	469	486	503	Liros DC35	white	double spliced both sides
b11	377	391	405	419	Liros DC35	white	double spliced both sides
b12	373	387	401	415	Liros DC35	white	double spliced both sides
b13	369	383	396	410	Liros DC35	white	double spliced both sides
b14	323	335	347	359	Liros DC35	white	double spliced both sides
b15	340	353	365	378	Liros DC35	white	double spliced both sides
B1	2065	2141	2218	2295	Edelrid 8000-90	natural	double spliced both sides
B2	2028	2105	2183	2260	Edelrid 8000-90	natural	double spliced both sides
B3	2047	2123	2200	2276	Edelrid 8000-90	natural	double spliced both sides
B4	2121	2202	2282	2363	Edelrid 8000-90	natural	double spliced both sides
B5	1380	1432	1484	1537	Edelrid 8000-50	natural	double spliced both sides
B6	1296	1346	1395	1445	Edelrid 8000-50	natural	double spliced both sides
BI	4044	4217	4389	4562	PPSLS180	yellow	Loop Cover top side
BII	3914	4085	4256	4428	PPSLS180	yellow	Loop Cover top side
BIII	4456	4650	4844	5038	PPSLS125	yellow	Loop Cover top side

Pos	XXS	XS	S	M	Material	Colour	Comment
c1	440	457	473	490	Edelrid 8000-50	natural	double spliced both sides
c2	396	412	427	442	Edelrid 8000-50	natural	double spliced both sides
c3	457	474	490	507	Edelrid 8000-50	natural	double spliced both sides
c4	442	458	475	491	Edelrid 8000-50	natural	double spliced both sides
c5	530	551	571	591	Edelrid 8000-50	natural	double spliced both sides
c6	513	532	551	571	Edelrid 8000-50	natural	double spliced both sides
c7	420	436	452	468	Edelrid 8000-50	natural	double spliced both sides
c8	423	440	456	472	Edelrid 8000-50	natural	double spliced both sides
c9	361	374	387	401	Edelrid 8000-50	natural	double spliced both sides
c10	375	390	404	418	Edelrid 8000-50	natural	double spliced both sides
c11	464	481	499	516	Liros DC35	white	double spliced both sides
c12	378	392	407	421	Liros DC35	white	double spliced both sides
c13	366	380	394	408	Liros DC35	white	double spliced both sides
c14	379	394	408	422	Liros DC35	white	double spliced both sides
c15	324	337	349	361	Liros DC35	white	double spliced both sides
c16	332	344	357	369	Liros DC35	white	double spliced both sides
C1	2128	2207	2285	2364	Edelrid 8000-90	natural	double spliced both sides
C2	2047	2125	2204	2282	Edelrid 8000-90	natural	double spliced both sides
C3	1904	1975	2046	2117	Edelrid 8000-90	natural	double spliced both sides
C4	1916	1989	2062	2135	Edelrid 8000-90	natural	double spliced both sides
C5	1364	1416	1468	1520	Edelrid 8000-50	natural	double spliced both sides
C6	1235	1283	1331	1379	Edelrid 8000-50	natural	double spliced both sides
CI	4087	4261	4435	4609	PPSLS180	blue	Loop Cover top side *
CII	4208	4391	4573	4755	PPSLS180	blue	Loop Cover top side *
CIII	4545	4743	4941	5138	PPSLS125	blue	Loop Cover top side *
d1	500	519	538	557	Edelrid 8000-50	natural	double spliced both sides
d2	462	480	498	517	Edelrid 8000-50	natural	double spliced both sides
d3	516	535	555	574	Edelrid 8000-50	natural	double spliced both sides
d4	503	522	541	560	Edelrid 8000-50	natural	double spliced both sides
d5	581	603	626	648	Edelrid 8000-50	natural	double spliced both sides
d6	545	566	587	607	Edelrid 8000-50	natural	double spliced both sides
d7	461	479	497	514	Edelrid 8000-50	natural	double spliced both sides
d8	463	482	500	518	Edelrid 8000-50	natural	double spliced both sides
d9	398	414	429	444	Edelrid 8000-50	natural	double spliced both sides
d10	412	428	444	460	Edelrid 8000-50	natural	double spliced both sides

* Please make a double loop on the riser shakle



Pos	XXS	XS	S	M	Material	Colour	Comment
s1	329	330	332	333	Liros DC35	white	double spliced both sides
s2	326	328	329	330	Liros DC35	white	double spliced both sides
s3	318	319	320	321	Liros DC35	white	double spliced both sides
s4	243	242	241	239	Liros DC35	white	double spliced both sides
s5	246	245	243	242	Liros DC35	white	double spliced both sides
s6	260	259	258	257	Liros DC35	white	double spliced both sides
s7	320	322	324	327	Liros DC35	white	double spliced both sides
S1	733	771	810	848	Edelrid 8000-50	natural	double spliced both sides
S2	208	228	247	267	Edelrid 8000-50	natural	double spliced both sides
S3	243	264	285	305	Edelrid 8000-50	natural	double spliced both sides
SM1	499	518	537	555	Edelrid 8000-50	natural	double spliced both sides
S	4823	5030	5236	5443	PPSL5125	orange	Loop Cover top side *
br1	862	890	917	945	Liros DC35	white	
br2	602	621	641	660	Liros DC35	white	
br3	752	777	802	828	Liros DC35	white	
br4	702	728	754	780	Liros DC35	white	
br5	793	822	851	879	Liros DC35	white	
br6	638	663	687	712	Liros DC35	white	
br7	657	681	705	730	Liros DC35	white	
br8	680	706	732	758	Liros DC35	white	
br9	599	622	644	667	Liros DC35	white	
br10	466	484	502	520	Liros DC35	white	
br11	568	590	611	632	Liros DC35	white	
br12	520	540	560	579	Liros DC35	white	
BR1	999	1036	1073	1110	Edelrid 8001-50	orange	double spliced both sides
BR2	702	730	757	785	Edelrid 8001-50	orange	double spliced both sides
BR3	953	988	1023	1059	Edelrid 8001-50	orange	double spliced both sides
BR4	888	923	957	991	Edelrid 8001-50	orange	double spliced both sides
BR5	592	614	636	658	Edelrid 8001-50	orange	double spliced both sides
BR6	423	440	456	473	Edelrid 8001-50	orange	double spliced both sides
BR1	2691	2790	2890	2989	Edelrid 8001-70	orange	double spliced both sides
BR1I	2241	2326	2411	2496	Edelrid 8001-70	orange	double spliced both sides
BR1II	2503	2601	2700	2799	Edelrid 8001-70	orange	double spliced both sides
BRmain2	1667	1796	1926	2055	Edelrid 8001-130U	orange	double spliced both sides
BRmain	1200	1200	1200	1200	DFLP 200/32	orange	Please add 15cm extra

* Please make a double loop on the riser shakle



Pos	L	Material	Colour	Comment
a1	504	Edelrid 8000-70	natural	double spliced both sides
a2	462	Edelrid 8000-70	natural	double spliced both sides
a3	466	Edelrid 8000-70	natural	double spliced both sides
a4	492	Edelrid 8000-70	natural	double spliced both sides
a5	623	Edelrid 8000-70	natural	double spliced both sides
a6	541	Edelrid 8000-70	natural	double spliced both sides
a7	557	Edelrid 8000-70	natural	double spliced both sides
a8	411	Edelrid 8000-70	natural	double spliced both sides
a9	423	Edelrid 8000-70	natural	double spliced both sides
a10	528	Liros DC35	white	double spliced both sides
a11	438	Liros DC35	white	double spliced both sides
a12	435	Liros DC35	white	double spliced both sides
a13	437	Liros DC35	white	double spliced both sides
a14	377	Liros DC35	white	double spliced both sides
a15	400	Liros DC35	white	double spliced both sides
A1	2462	Edelrid 8000-130	natural	double spliced both sides
A2	2431	Edelrid 8000-130	natural	double spliced both sides
A3	2443	Edelrid 8000-130	natural	double spliced both sides
A4	2524	Edelrid 8000-130	natural	double spliced both sides
A5	1664	Edelrid 8000-70	natural	double spliced both sides
A6	1573	Edelrid 8000-70	natural	double spliced both sides
AI	4721	PPSL200	red	Loop Cover top side
All	4584	PPSL200	red	Loop Cover top side
AIII	5224	PPSLS125	red	Loop Cover top side
b1	500	Edelrid 8000-70	natural	double spliced both sides
b2	455	Edelrid 8000-70	natural	double spliced both sides
b3	461	Edelrid 8000-70	natural	double spliced both sides
b4	489	Edelrid 8000-70	natural	double spliced both sides
b5	616	Edelrid 8000-70	natural	double spliced both sides
b6	535	Edelrid 8000-70	natural	double spliced both sides
b7	553	Edelrid 8000-70	natural	double spliced both sides
b8	407	Edelrid 8000-70	natural	double spliced both sides
b9	423	Edelrid 8000-70	natural	double spliced both sides
b10	520	Liros DC35	white	double spliced both sides
b11	433	Liros DC35	white	double spliced both sides
b12	430	Liros DC35	white	double spliced both sides
b13	424	Liros DC35	white	double spliced both sides
b14	372	Liros DC35	white	double spliced both sides
b15	391	Liros DC35	white	double spliced both sides
B1	2371	Edelrid 8000-130	natural	double spliced both sides
B2	2338	Edelrid 8000-130	natural	double spliced both sides
B3	2353	Edelrid 8000-130	natural	double spliced both sides
B4	2444	Edelrid 8000-130	natural	double spliced both sides
B5	1589	Edelrid 8000-70	natural	double spliced both sides
B6	1495	Edelrid 8000-70	natural	double spliced both sides
BI	4735	PPSL200	yellow	Loop Cover top side
BII	4599	PPSL200	yellow	Loop Cover top side
BIII	5232	PPSLS125	yellow	Loop Cover top side

Pos	L	Material	Colour	Comment
c1	506	Edelrid 8000-70	natural	double spliced both sides
c2	458	Edelrid 8000-70	natural	double spliced both sides
c3	523	Edelrid 8000-70	natural	double spliced both sides
c4	508	Edelrid 8000-70	natural	double spliced both sides
c5	612	Edelrid 8000-70	natural	double spliced both sides
c6	590	Edelrid 8000-70	natural	double spliced both sides
c7	484	Edelrid 8000-70	natural	double spliced both sides
c8	489	Edelrid 8000-70	natural	double spliced both sides
c9	414	Edelrid 8000-70	natural	double spliced both sides
c10	432	Edelrid 8000-70	natural	double spliced both sides
c11	534	Liros DC35	white	double spliced both sides
c12	436	Liros DC35	white	double spliced both sides
c13	422	Liros DC35	white	double spliced both sides
c14	436	Liros DC35	white	double spliced both sides
c15	374	Liros DC35	white	double spliced both sides
c16	382	Liros DC35	white	double spliced both sides
C1	2443	Edelrid 8000-130	natural	double spliced both sides
C2	2360	Edelrid 8000-130	natural	double spliced both sides
C3	2188	Edelrid 8000-130	natural	double spliced both sides
C4	2208	Edelrid 8000-130	natural	double spliced both sides
C5	1572	Edelrid 8000-70	natural	double spliced both sides
C6	1427	Edelrid 8000-70	natural	double spliced both sides
CI	4784	PPSL200	blue	Loop Cover top side *
CII	4937	PPSL200	blue	Loop Cover top side *
CIII	5336	PPSL125	blue	Loop Cover top side *
d1	577	Edelrid 8000-70	natural	double spliced both sides
d2	535	Edelrid 8000-70	natural	double spliced both sides
d3	593	Edelrid 8000-70	natural	double spliced both sides
d4	579	Edelrid 8000-70	natural	double spliced both sides
d5	671	Edelrid 8000-70	natural	double spliced both sides
d6	628	Edelrid 8000-70	natural	double spliced both sides
d7	532	Edelrid 8000-70	natural	double spliced both sides
d8	536	Edelrid 8000-70	natural	double spliced both sides
d9	460	Edelrid 8000-70	natural	double spliced both sides
d10	476	Edelrid 8000-70	natural	double spliced both sides

* Please make a double loop on the riser shackle



Pos	L	Material	Colour	Comment
s1	335	Liros DC35	white	double spliced both sides
s2	332	Liros DC35	white	double spliced both sides
s3	322	Liros DC35	white	double spliced both sides
s4	238	Liros DC35	white	double spliced both sides
s5	241	Liros DC35	white	double spliced both sides
s6	256	Liros DC35	white	double spliced both sides
s7	329	Liros DC35	white	double spliced both sides
S1	886	Edelrid 8000-50	natural	double spliced both sides
S2	286	Edelrid 8000-50	natural	double spliced both sides
S3	326	Edelrid 8000-50	natural	double spliced both sides
SM1	574	Edelrid 8000-50	natural	double spliced both sides
S	5650	PPSL5125	orange	Loop Cover top side *
br1	973	Liros DC35	white	
br2	680	Liros DC35	white	
br3	853	Liros DC35	white	
br4	806	Liros DC35	white	
br5	908	Liros DC35	white	
br6	736	Liros DC35	white	
br7	754	Liros DC35	white	
br8	783	Liros DC35	white	
br9	689	Liros DC35	white	
br10	538	Liros DC35	white	
br11	653	Liros DC35	white	
br12	599	Liros DC35	white	
BR1	1147	Edelrid 8001-50	orange	double spliced both sides
BR2	812	Edelrid 8001-50	orange	double spliced both sides
BR3	1094	Edelrid 8001-50	orange	double spliced both sides
BR4	1026	Edelrid 8001-50	orange	double spliced both sides
BR5	680	Edelrid 8001-50	orange	double spliced both sides
BR6	489	Edelrid 8001-50	orange	double spliced both sides
BR1	3088	Edelrid 8001-70	orange	double spliced both sides
BR1I	2580	Edelrid 8001-70	orange	double spliced both sides
BR1II	2897	Edelrid 8001-70	orange	double spliced both sides
BRmain2	2185	Edelrid 8001-130U	orange	double spliced both sides
BRmain	1200	DFLP 200/32	orange	Please add 15cm extra

* Please make a double loop on the riser shakle

