



LINE DATA

/CUMEO

DE Information Leinendaten

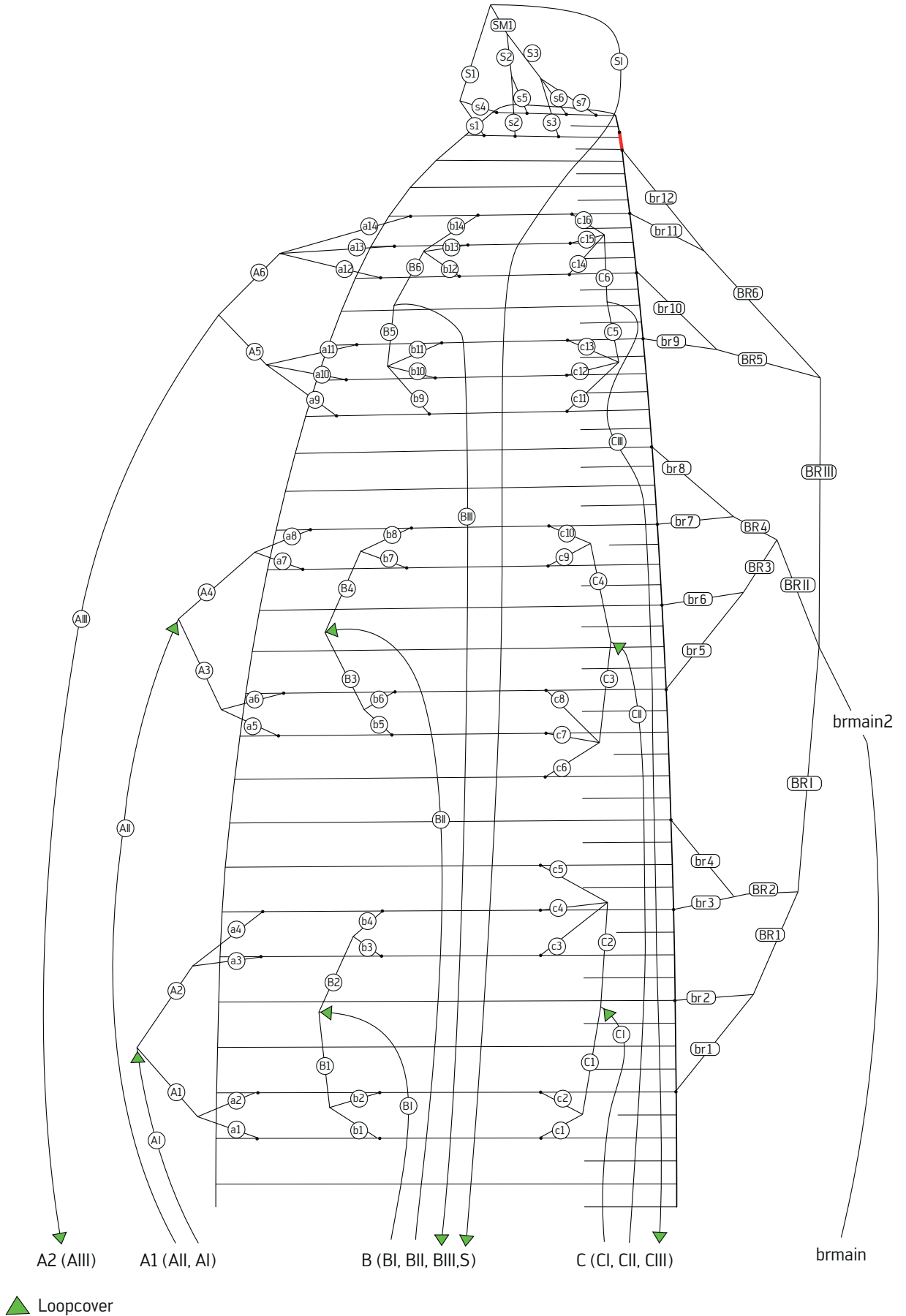
Grundsätzlich wird für Gleitschirmchecks und Leinenvermessungen empfohlen, ein von skywalk zertifiziertes Checkcenter aufzusuchen. Nur dann kann garantiert werden, dass die Überprüfung nach Herstellervorgaben erfolgt.

Da das Klima, die Belastung sowie die Handhabung einen erheblichen Einfluss auf die Alterung des Gleitschirms haben, dienen die bereitgestellten Daten als Hilfestellung, ersetzen aber keineswegs einen fachkundigen Check. Des Weiteren ist es äußerst schwierig, ohne Vorkenntnisse eine verlässliche und reproduzierbare Gleitschirmvermessung durchzuführen.

EN Information line data

For paraglider inspections and line measurements, it is recommended to visit a check center certified by skywalk. This is the only way to guarantee that the inspection is carried out according to the manufacturer's specifications.

Because the climate, the load, and the handling have considerable influence on the aging of the paraglider, the data provided serves as an aid, but in no way replaces an expert inspection. Furthermore, it is extremely difficult to perform a reliable and reproducible paraglider measurement without prior experience.

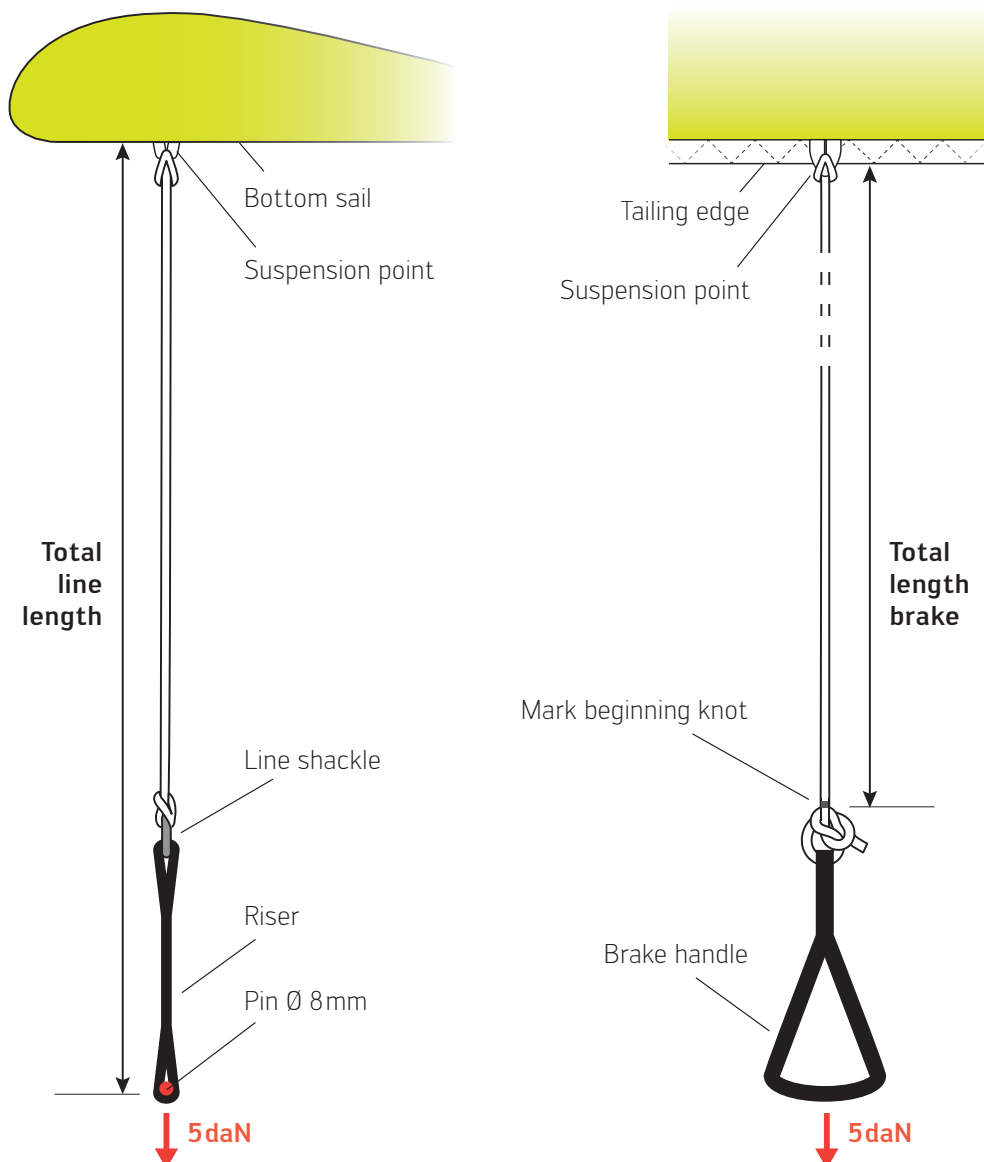


DE Anweisung Leinenvermessung Gesamtleinenlänge

- Die Vermessung der Gesamtleinenlängen erfolgt inklusive Tragegurte und bis zum Untersegel.
- Leinen werden grundsätzlich unter einer Last von 5daN gemessen.
- Bei Motortragegurten erfolgt die Messung ohne betätigten Trimmer bzw. bei vollständig geschlossenem Trimmer, sprich alle Leinenschlösser befinden sich auf selber Höhe.
- Der Bolzendurchmesser für die Vermessung beträgt 8mm.
- Die Bremsleine wird vom Knoten am Bremsgriff bis zum Untersegel (inkl. Raffsystem) gemessen.

EN Instructions for line measurement total line length

- The measurement of the total line lengths is done including risers and up to the lower sail.
- Lines should always measured under a load of 5daN.
- In the case of risers for powered paragliders, the measurement is carried out without the trimmer activated or with the trimmer fully closed, i.e. all line shackles are at the same height.
- The pin diameter for the measurement is 8mm.
- The brake line is measured from the knot at the brake handle to the lower sail (incl. gathering system).



Size XXS

A	Nom
a1	6899
a2	6861
a3	6831
a4	6842
a5	6802
a6	6775
a7	6731
a8	6740
a9	6655
a10	6578
a11	6575
a12	6498
a13	6447
a14	6466

B	Nom
b1	6826
b2	6785
b3	6753
b4	6765
b5	6730
b6	6705
b7	6668
b8	6681
b9	6579
b10	6506
b11	6503
b12	6417
b13	6372
b14	6388

C	Nom
c1	6908
c2	6865
c3	6845
c4	6830
c5	6915
c6	6887
c7	6797
c8	6799
c9	6750
c10	6764
c11	6677
c12	6594
c13	6582
c14	6470
c15	6417
c16	6424

S	Nom
s1	6188
s2	6155
s3	6182
s4	6105
s5	6077
s6	6125
s7	6183

BRAKE	Nom
br1	7113
br2	6880
br3	6752
br4	6726
br5	6668
br6	6527
br7	6482
br8	6505
br9	6418
br10	6289
br11	6225
br12	6233

Size XS

A	Nom
a1	7419
a2	7379
a3	7349
a4	7362
a5	7323
a6	7294
a7	7249
a8	7259
a9	7167
a10	7085
a11	7081
a12	7001
a13	6946
a14	6966

B	Nom
b1	7340
b2	7298
b3	7267
b4	7281
b5	7246
b6	7219
b7	7181
b8	7196
b9	7090
b10	7012
b11	7008
b12	6916
b13	6869
b14	6886

C	Nom
c1	7430
c2	7385
c3	7365
c4	7350
c5	7443
c6	7413
c7	7317
c8	7321
c9	7270
c10	7286
c11	7194
c12	7105
c13	7093
c14	6973
c15	6917
c16	6924

S	Nom
s1	6666
s2	6633
s3	6660
s4	6578
s5	6550
s6	6600
s7	6663

BRAKE	Nom
br1	7660
br2	7412
br3	7277
br4	7253
br5	7186
br6	7037
br7	6991
br8	7016
br9	6926
br10	6788
br11	6719
br12	6725

Size S

A	Nom
a1	7687
a2	7646
a3	7617
a4	7631
a5	7591
a6	7562
a7	7515
a8	7526
a9	7431
a10	7346
a11	7343
a12	7260
a13	7203
a14	7224

B	Nom
b1	7615
b2	7571
b3	7541
b4	7556
b5	7512
b6	7484
b7	7446
b8	7461
b9	7353
b10	7272
b11	7268
b12	7174
b13	7125
b14	7143

C	Nom
c1	7714
c2	7668
c3	7650
c4	7635
c5	7731
c6	7693
c7	7594
c8	7598
c9	7545
c10	7562
c11	7462
c12	7370
c13	7357
c14	7234
c15	7175
c16	7183

S	Nom
s1	6913
s2	6880
s3	6908
s4	6822
s5	6794
s6	6846
s7	6912

BRAKE	Nom
br1	7964
br2	7708
br3	7569
br4	7546
br5	7476
br6	7313
br7	7265
br8	7292
br9	7197
br10	7055
br11	6986
br12	6990

Size M

A	Nom
a1	7957
a2	7914
a3	7885
a4	7900
a5	7859
a6	7829
a7	7781
a8	7793
a9	7696
a10	7609
a11	7605
a12	7519
a13	7461
a14	7483

B	Nom
b1	7881
b2	7836
b3	7806
b4	7822
b5	7779
b6	7751
b7	7712
b8	7727
b9	7617
b10	7533
b11	7529
b12	7432
b13	7381
b14	7400

C	Nom
c1	7984
c2	7936
c3	7919
c4	7903
c5	8003
c6	7965
c7	7863
c8	7867
c9	7814
c10	7831
c11	7729
c12	7634
c13	7621
c14	7494
c15	7433
c16	7441

S	Nom
s1	7159
s2	7124
s3	7154
s4	7065
s5	7036
s6	7090
s7	7160

BRAKE	Nom
br1	8258
br2	7994
br3	7850
br4	7828
br5	7754
br6	7587
br7	7538
br8	7567
br9	7471
br10	7324
br11	7252
br12	7255

DE Anweisung Leinenvermessung Einzelleine

- Leinen werden grundsätzlich unter einer Last von 5daN gemessen.
- Der Bolzendurchmesser für die Einzelleinenmessung beträgt 4mm.

Leinentausch

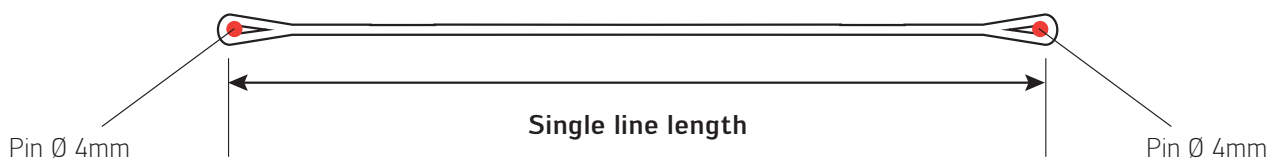
Da sich die Leinenlängen durch Alterung und äußere Einflüsse verändern können, empfehlen wir nach einem Leinentausch, den Gleitschirm zu vermessen.

EN Instructions for line measurement singleline length

- Lines should always measured under a load of 5daN.
- The pin diameter for the single line measurement is 4mm.

Line replacement

Since the line lengths can change due to aging and external influences, we recommend to measure the paraglider after a line replacement.



Pos	XXS	XS	S	M	Material	Colour	Comment
a1	424	455	471	488	Edelrid 8000-50	natural	double spliced both sides
a2	386	415	430	445	Edelrid 8000-50	natural	double spliced both sides
a3	399	427	442	458	Edelrid 8000-50	natural	double spliced both sides
a4	410	440	456	473	Edelrid 8000-50	natural	double spliced both sides
a5	392	420	435	450	Edelrid 8000-50	natural	double spliced both sides
a6	365	391	406	420	Edelrid 8000-50	natural	double spliced both sides
a7	346	371	384	397	Edelrid 8000-50	natural	double spliced both sides
a8	355	381	395	409	Edelrid 8000-50	natural	double spliced both sides
a9	445	477	494	511	Liros DC35	white	double spliced both sides
a10	368	395	409	424	Liros DC35	white	double spliced both sides
a11	365	391	406	420	Liros DC35	white	double spliced both sides
a12	368	395	409	423	Liros DC35	white	double spliced both sides
a13	317	340	352	365	Liros DC35	white	double spliced both sides
a14	336	360	373	387	Liros DC35	white	double spliced both sides
A1	2113	2264	2345	2427	Edelrid 8000-90	natural	double spliced both sides
A2	2070	2222	2304	2385	Edelrid 8000-90	natural	double spliced both sides
A3	1891	2028	2101	2174	Edelrid 8000-90	natural	double spliced both sides
A4	1866	2003	2076	2149	Edelrid 8000-90	natural	double spliced both sides
A5	1400	1501	1555	1610	Edelrid 8000-50	natural	double spliced both sides
A6	1320	1417	1469	1521	Edelrid 8000-50	natural	double spliced both sides
AI	3847	4165	4336	4507	PPSLS180	red	Loop Cover top side
AII	4004	4340	4520	4700	PPSLS180	red	Loop Cover top side
AIII	4292	4651	4844	5037	Edelrid 8000-90	natural	"red Loop cover bottom side/shakle/ double spliced top side"
b1	421	451	468	484	Edelrid 8000-50	natural	double spliced both sides
b2	380	409	424	439	Edelrid 8000-50	natural	double spliced both sides
b3	395	423	438	453	Edelrid 8000-50	natural	double spliced both sides
b4	407	437	453	469	Edelrid 8000-50	natural	double spliced both sides
b5	387	415	430	445	Edelrid 8000-50	natural	double spliced both sides
b6	362	388	402	417	Edelrid 8000-50	natural	double spliced both sides
b7	343	367	380	394	Edelrid 8000-50	natural	double spliced both sides
b8	356	382	395	409	Edelrid 8000-50	natural	double spliced both sides
b9	437	469	486	503	Liros DC35	white	double spliced both sides
b10	364	391	405	419	Liros DC35	white	double spliced both sides
b11	361	387	401	415	Liros DC35	white	double spliced both sides
b12	357	382	396	410	Liros DC35	white	double spliced both sides
b13	312	335	347	359	Liros DC35	white	double spliced both sides
b14	328	352	365	378	Liros DC35	white	double spliced both sides
B1	2036	2181	2259	2338	Edelrid 8000-90	natural	double spliced both sides
B2	1989	2136	2215	2294	Edelrid 8000-90	natural	double spliced both sides
B3	1823	1954	2024	2095	Edelrid 8000-90	natural	double spliced both sides
B4	1805	1937	2008	2079	Edelrid 8000-90	natural	double spliced both sides
B5	1335	1432	1484	1537	Edelrid 8000-50	natural	double spliced both sides
B6	1253	1345	1395	1445	Edelrid 8000-50	natural	double spliced both sides
BI	3857	4176	4356	4527	PPSLS180	yellow	Loop Cover top side
BII	4008	4345	4526	4707	PPSLS180	yellow	Loop Cover top side
BIII	4289	4651	4845	5039	Edelrid 8000-90	natural	"yellow Loop cover bottom side/shakle double spliced top side"

Pos	XXS	XS	S	M	Material	Colour	Comment
c1	426	457	473	490	Edelrid 8000-50	natural	double spliced both sides
c2	383	412	427	442	Edelrid 8000-50	natural	double spliced both sides
c3	443	473	490	507	Edelrid 8000-50	natural	double spliced both sides
c4	428	458	475	491	Edelrid 8000-50	natural	double spliced both sides
c5	513	551	571	591	Edelrid 8000-50	natural	double spliced both sides
c6	497	532	551	570	Edelrid 8000-50	natural	double spliced both sides
c7	407	436	452	468	Edelrid 8000-50	natural	double spliced both sides
c8	409	440	456	472	Edelrid 8000-50	natural	double spliced both sides
c9	349	374	387	401	Edelrid 8000-50	natural	double spliced both sides
c10	363	390	404	418	Edelrid 8000-50	natural	double spliced both sides
c11	449	481	499	516	Liros DC35	white	double spliced both sides
c12	366	392	407	421	Liros DC35	white	double spliced both sides
c13	354	380	394	408	Liros DC35	white	double spliced both sides
c14	367	393	408	422	Liros DC35	white	double spliced both sides
c15	314	337	349	361	Liros DC35	white	double spliced both sides
c16	321	344	357	369	Liros DC35	white	double spliced both sides
C1	2060	2206	2285	2364	Edelrid 8000-90	natural	double spliced both sides
C2	1980	2125	2204	2282	Edelrid 8000-90	natural	double spliced both sides
C3	1842	1974	2046	2117	Edelrid 8000-90	natural	double spliced both sides
C4	1853	1989	2062	2135	Edelrid 8000-90	natural	double spliced both sides
C5	1319	1416	1468	1520	Edelrid 8000-50	natural	double spliced both sides
C6	1194	1283	1331	1379	Edelrid 8000-50	natural	double spliced both sides
CI	3907	4232	4421	4595	PPSLS180	blue	Loop Cover top side
CII	4033	4372	4561	4743	PPSLS180	blue	Loop Cover top side
CIII	4391	4759	4957	5155	Edelrid 8000-90	natural	"blue Loop cover bottom side/shakle double spliced top side"
s1	328	330	332	333	Liros DC35	white	double spliced both sides
s2	325	328	329	330	Liros DC35	white	double spliced both sides
s3	318	319	320	321	Liros DC35	white	double spliced both sides
s4	245	242	241	239	Liros DC35	white	double spliced both sides
s5	247	245	243	242	Liros DC35	white	double spliced both sides
s6	261	259	258	257	Liros DC35	white	double spliced both sides
s7	319	322	324	327	Liros DC35	white	double spliced both sides
S1	701	772	810	849	Edelrid 8000-50	natural	double spliced both sides
S2	192	228	248	267	Edelrid 8000-50	natural	double spliced both sides
S3	226	264	285	306	Edelrid 8000-50	natural	double spliced both sides
SM1	484	518	537	555	Edelrid 8000-50	natural	double spliced both sides
S	4638	5023	5230	5436	Edelrid 8000-90	natural	"green Loop cover bottom side/shakle double spliced topside"

Pos	XXS	XS	S	M	Material	Colour	Comment
br1	768	820	857	885	Liros DC35	white	
br2	535	572	601	621	Liros DC35	white	
br3	695	742	777	802	Liros DC35	white	
br4	669	718	754	780	Liros DC35	white	
br5	758	812	851	879	Liros DC35	white	
br6	617	663	688	712	Liros DC35	white	
br7	635	681	705	729	Liros DC35	white	
br8	658	706	732	758	Liros DC35	white	
br9	580	622	644	667	Liros DC35	white	
br10	451	484	502	520	Liros DC35	white	
br11	550	589	611	632	Liros DC35	white	
br12	503	540	560	580	Liros DC35	white	
BR1	967	1036	1073	1110	Edelrid 8000-50	natural	double spliced both sides
BR2	679	731	758	785	Edelrid 8000-50	natural	double spliced both sides
BR3	922	987	1023	1058	Edelrid 8000-50	natural	double spliced both sides
BR4	859	923	958	992	Edelrid 8000-50	natural	double spliced both sides
BR5	573	614	635	657	Edelrid 8000-50	natural	double spliced both sides
BR6	410	440	457	473	Edelrid 8000-50	natural	double spliced both sides
BR1	2603	2788	2888	2987	Liros DC60	natural	double spliced both sides
BR1I	2168	2326	2411	2496	Liros DC60	natural	double spliced both sides
BR1II	2445	2629	2727	2826	Liros DC60	natural	double spliced both sides
Brmain2	1584	1825	1955	2085	Edelrid 8000-130U	natural	double spliced both sides
Brmain	1200	1200	1200	1200	PPSL 160	orange	Please add 15cm extra