



LINE DATA

/TONIC2

DE Information Leinendaten

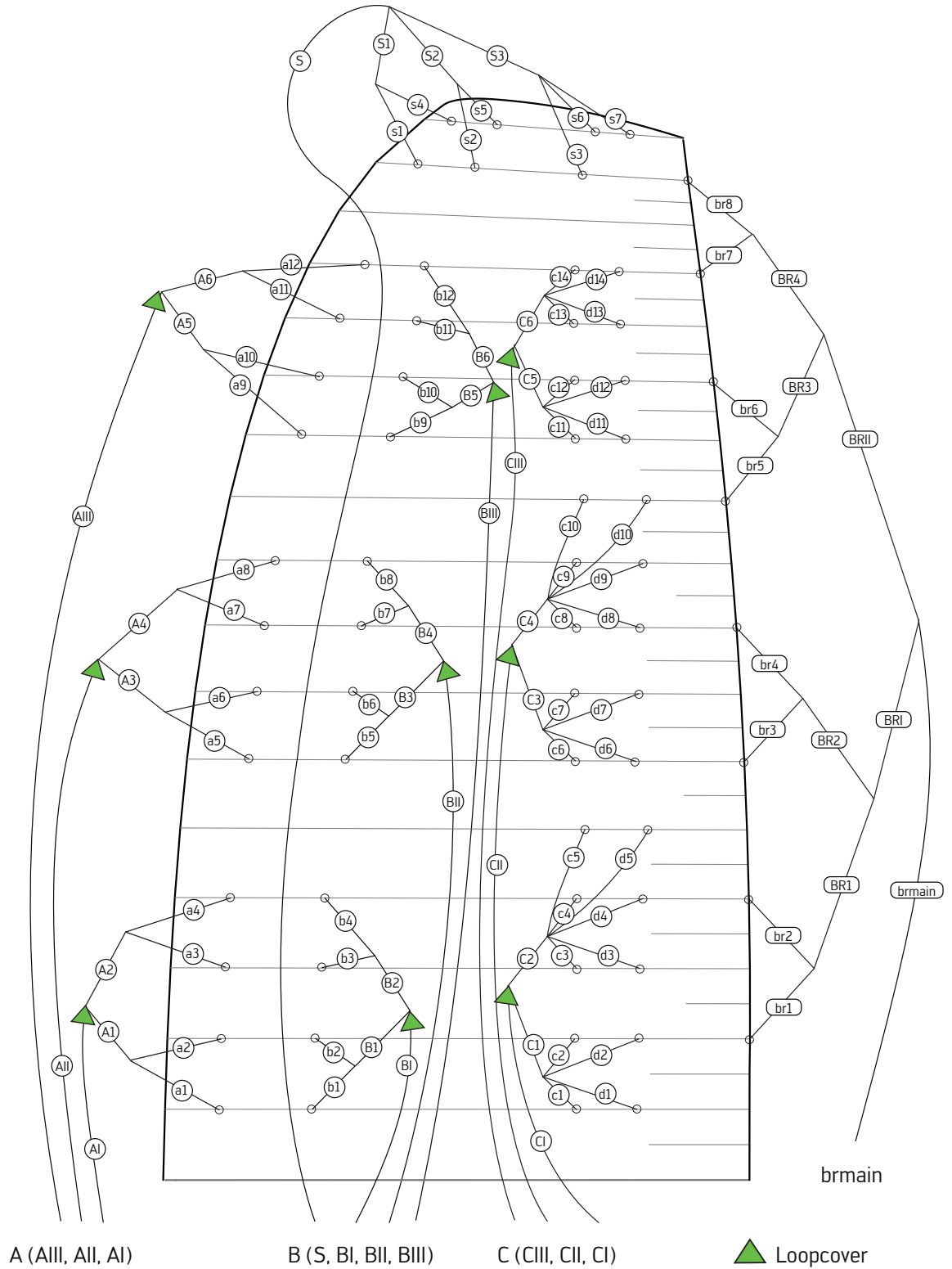
Grundsätzlich wird für Gleitschirmchecks und Leinenvermessungen empfohlen, ein von skywalk zertifiziertes Checkcenter aufzusuchen. Nur dann kann garantiert werden, dass die Überprüfung nach Herstellervorgaben erfolgt.

Da das Klima, die Belastung sowie die Handhabung einen erheblichen Einfluss auf die Alterung des Gleitschirms haben, dienen die bereitgestellten Daten als Hilfestellung, ersetzen aber keineswegs einen fachkundigen Check. Des Weiteren ist es äußerst schwierig, ohne Vorkenntnisse eine verlässliche und reproduzierbare Gleitschirmvermessung durchzuführen.

EN Information line data

For paraglider inspections and line measurements, it is recommended to visit a check center certified by skywalk. This is the only way to guarantee that the inspection is carried out according to the manufacturer's specifications.

Because the climate, the load, and the handling have considerable influence on the aging of the paraglider, the data provided serves as an aid, but in no way replaces an expert inspection. Furthermore, it is extremely difficult to perform a reliable and reproducible paraglider measurement without prior experience.

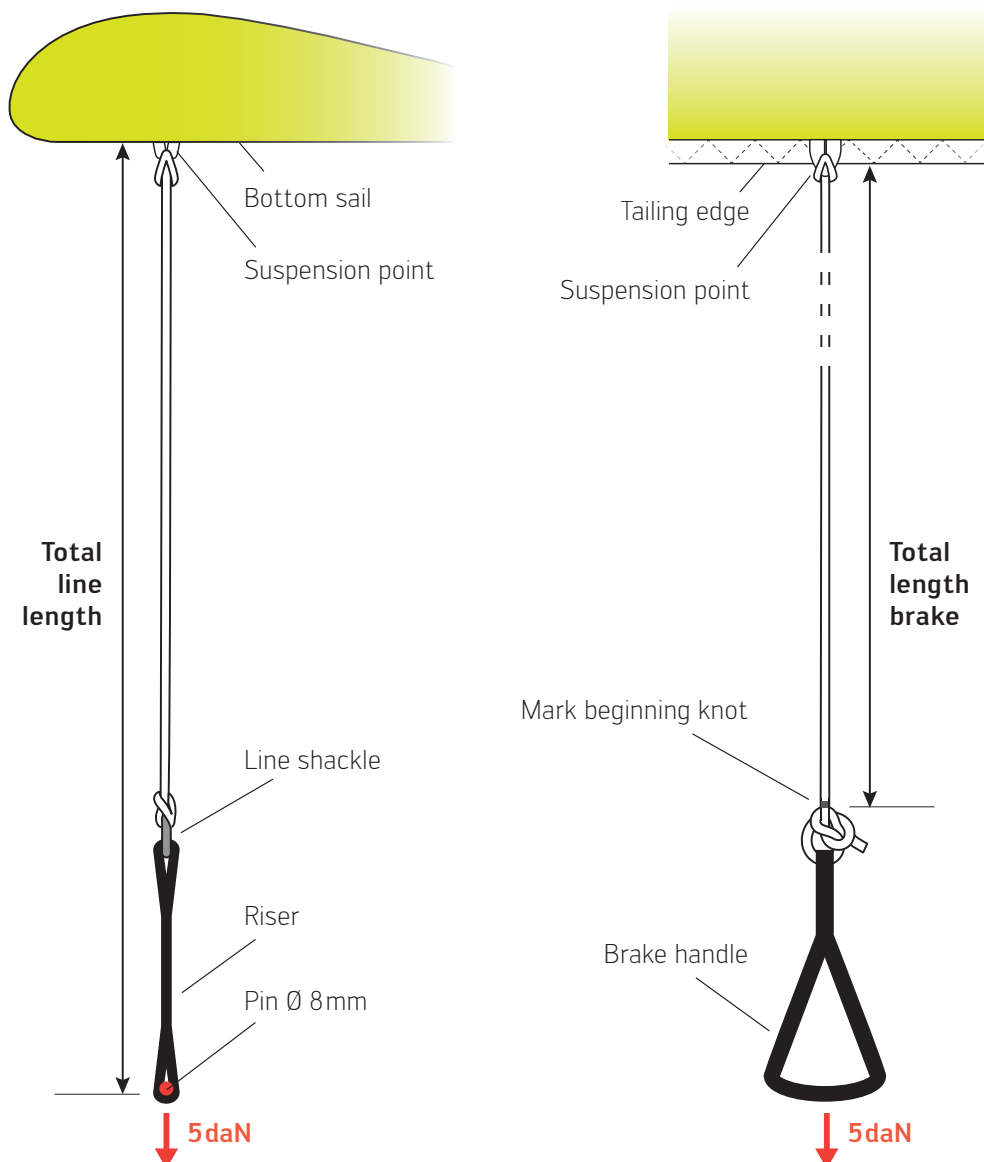


DE Anweisung Leinenvermessung Gesamtleinenlänge

- Die Vermessung der Gesamtleinenlängen erfolgt inklusive Tragegurte und bis zum Untersegel.
- Leinen werden grundsätzlich unter einer Last von 5daN gemessen.
- Bei Motortragegurten erfolgt die Messung ohne betätigten Trimmer bzw. bei vollständig geschlossenem Trimmer, sprich alle Leinenschlösser befinden sich auf selber Höhe.
- Der Bolzendurchmesser für die Vermessung beträgt 8mm.
- Die Bremsleine wird vom Knoten am Bremsgriff bis zum Untersegel (inkl. Raffsystem) gemessen.

EN Instructions for line measurement total line length

- The measurement of the total line lengths is done including risers and up to the lower sail.
- Lines should always measured under a load of 5daN.
- In the case of risers for powered paragliders, the measurement is carried out without the trimmer activated or with the trimmer fully closed, i.e. all line shackles are at the same height.
- The pin diameter for the measurement is 8mm.
- The brake line is measured from the knot at the brake handle to the lower sail (incl. gathering system).



Size XS

A	Nom
a1	5256
a2	5218
a3	5208
a4	5215
a5	5205
a6	5191
a7	5193
a8	5217
a9	5194
a10	5157
a11	5123
a12	5101

B	Nom
b1	5198
b2	5158
b3	5148
b4	5154
b5	5149
b6	5137
b7	5142
b8	5166
b9	5124
b10	5091
b11	5058
b12	5039

C	Nom
c1	5301
c2	5256
c3	5259
c4	5237
c5	5299
c6	5263
c7	5235
c8	5250
c9	5241
c10	5300
c11	5200
c12	5152
c13	5117
c14	5092

D	Nom
d1	5384
d2	5342
d3	5344
d4	5322
d5	5375
d6	5341
d7	5312
d8	5325
d9	5311
d10	5359
d11	5259
d12	5209
d13	5168
d14	5140

S	Nom
s1	4914
s2	4888
s3	4945
s4	4781
s5	4769
s6	4819
s7	4862

BRAKE	Nom
br1	5323
br2	5204
br3	5145
br4	5148
br5	5111
br6	5011
br7	4923
br8	4773

Size S

A	Nom
a1	5631
a2	5592
a3	5583
a4	5592
a5	5584
a6	5570
a7	5573
a8	5599
a9	5575
a10	5536
a11	5500
a12	5476

B	Nom
b1	5570
b2	5529
b3	5520
b4	5528
b5	5525
b6	5513
b7	5519
b8	5545
b9	5503
b10	5468
b11	5433
b12	5412

C	Nom
c1	5680
c2	5634
c3	5638
c4	5616
c5	5684
c6	5646
c7	5617
c8	5634
c9	5625
c10	5688
c11	5583
c12	5532
c13	5495
c14	5468

D	Nom
d1	5769
d2	5726
d3	5729
d4	5706
d5	5765
d6	5730
d7	5699
d8	5714
d9	5700
d10	5752
d11	5646
d12	5593
d13	5549
d14	5519

S	Nom
s1	5277
s2	5248
s3	5309
s4	5134
s5	5121
s6	5174
s7	5220

BRAKE	Nom
br1	5730
br2	5604
br3	5544
br4	5548
br5	5512
br6	5406
br7	5314
br8	5154

Size M

A	Nom
a1	5980
a2	5940
a3	5932
a4	5943
a5	5937
a6	5923
a7	5928
a8	5956
a9	5929
a10	5888
a11	5850
a12	5826

B	Nom
b1	5915
b2	5873
b3	5866
b4	5876
b5	5875
b6	5863
b7	5870
b8	5899
b9	5855
b10	5818
b11	5781
b12	5760

C	Nom
c1	6032
c2	5983
c3	5990
c4	5968
c5	6041
c6	6003
c7	5973
c8	5990
c9	5981
c10	6049
c11	5941
c12	5887
c13	5847
c14	5819

D	Nom
d1	6126
d2	6082
d3	6086
d4	6063
d5	6127
d6	6092
d7	6060
d8	6076
d9	6061
d10	6117
d11	6008
d12	5951
d13	5905
d14	5873

S	Nom
s1	5613
s2	5583
s3	5648
s4	5461
s5	5448
s6	5505
s7	5554

BRAKE	Nom
br1	6110
br2	5977
br3	5915
br4	5921
br5	5884
br6	5772
br7	5675
br8	5506

DE Anweisung Leinenvermessung Einzelleine

- Leinen werden grundsätzlich unter einer Last von 5daN gemessen.
- Der Bolzendurchmesser für die Einzelleinenmessung beträgt 4mm.

Leinentausch

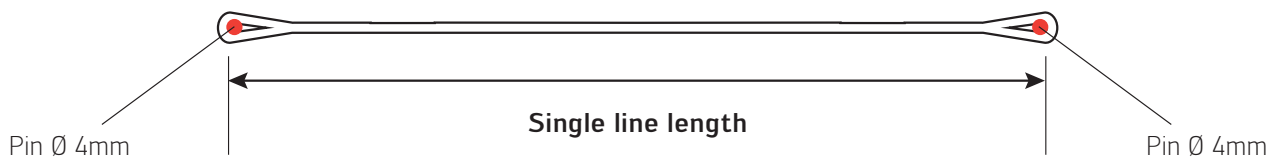
Da sich die Leinenlängen durch Alterung und äußere Einflüsse verändern können, empfehlen wir nach einem Leinentausch, den Gleitschirm zu vermessen.

EN Instructions for line measurement singleline length

- Lines should always measured under a load of 5daN.
- The pin diameter for the single line measurement is 4mm.

Line replacement

Since the line lengths can change due to aging and external influences, we recommend to measure the paraglider after a line replacement.



Pos	XS	S	M	Material	Colour	Comment
a1	860	921	978	DC60	white	double spliced both sides
a2	822	882	938	DC60	white	double spliced both sides
a3	823	881	935	DC60	white	double spliced both sides
a4	830	890	946	DC60	white	double spliced both sides
a5	790	846	898	DC60	white	double spliced both sides
a6	776	832	884	DC60	white	double spliced both sides
a7	719	770	818	DC60	white	double spliced both sides
a8	743	796	846	DC60	white	double spliced both sides
a9	656	703	746	DC60	white	double spliced both sides
a10	619	664	705	DC60	white	double spliced both sides
a11	580	622	660	DC60	white	double spliced both sides
a12	558	598	636	DC60	white	double spliced both sides
A1	1224	1310	1390	PPSLS125	red	
A2	1213	1302	1385	PPSLS125	red	
A3	1170	1253	1330	PPSLS125	red	
A4	1229	1318	1401	PPSLS125	red	
A5	951	1019	1082	PPSLS125	red	
A6	956	1025	1089	PPSLS125	red	
AI	2673	2901	3113	PPSLS180	red	Loop Cover top side
AII	2746	2986	3210	PPSLS180	red	Loop Cover top side
AIII	3088	3354	3602	PPSLS180	red	Loop Cover top side
b1	776	832	883	DC60	white	double spliced both sides
b2	736	791	841	DC60	white	double spliced both sides
b3	741	793	842	DC60	white	double spliced both sides
b4	747	801	852	DC60	white	double spliced both sides
b5	780	836	888	DC60	white	double spliced both sides
b6	768	824	876	DC60	white	double spliced both sides
b7	713	764	811	DC60	white	double spliced both sides
b8	737	790	840	DC60	white	double spliced both sides
b9	587	629	668	DC60	white	double spliced both sides
b10	554	594	631	DC60	white	double spliced both sides
b11	567	608	645	DC60	white	double spliced both sides
b12	548	587	624	DC60	white	double spliced both sides
B1	1285	1375	1459	PPSLS125	yellow	
B2	1270	1364	1451	PPSLS125	yellow	
B3	1159	1241	1318	PPSLS125	yellow	
B4	1219	1307	1390	PPSLS125	yellow	
B5	989	1060	1126	PPSLS125	yellow	
B6	943	1011	1075	PPSLS125	yellow	
BI	2638	2864	3074	PPSLS180	yellow	Loop Cover top side
BII	2711	2949	3170	PPSLS180	yellow	Loop Cover top side
BIII	3049	3315	3562	PPSLS180	yellow	Loop Cover top side

Pos	XS	S	M	Material	Colour	Comment
c1	864	925	983	DC60	white	double spliced both sides
c2	819	879	934	DC60	white	double spliced both sides
c3	815	872	925	DC60	white	double spliced both sides
c4	793	850	903	DC60	white	double spliced both sides
c5	855	918	976	DC60	white	double spliced both sides
c6	798	855	908	DC60	white	double spliced both sides
c7	770	826	878	DC60	white	double spliced both sides
c8	705	755	801	DC60	white	double spliced both sides
c9	696	746	792	DC60	white	double spliced both sides
c10	755	809	860	DC60	white	double spliced both sides
c11	658	705	749	DC60	white	double spliced both sides
c12	610	654	695	DC60	white	double spliced both sides
c13	580	622	660	DC60	white	double spliced both sides
c14	555	595	632	DC60	white	double spliced both sides
C1	1238	1325	1405	PPSLS125	blue	
C2	1245	1336	1421	PPSLS125	blue	
C3	1164	1246	1323	PPSLS125	blue	
C4	1244	1334	1417	PPSLS125	blue	
C5	871	933	991	PPSLS125	blue	
C6	866	928	986	PPSLS125	blue	
CI	2700	2931	3145	PPSLS180	blue	Loop Cover top side
CII	2802	3046	3273	PPSLS180	blue	Loop Cover top side
CIII	3172	3446	3702	PPSLS180	blue	Loop Cover top side
d1	947	1014	1077	DC60	white	double spliced both sides
d2	905	971	1033	DC60	white	double spliced both sides
d3	900	963	1021	DC60	white	double spliced both sides
d4	878	940	998	DC60	white	double spliced both sides
d5	931	999	1062	DC60	white	double spliced both sides
d6	876	939	997	DC60	white	double spliced both sides
d7	847	908	965	DC60	white	double spliced both sides
d8	780	835	887	DC60	white	double spliced both sides
d9	766	821	872	DC60	white	double spliced both sides
d10	814	873	928	DC60	white	double spliced both sides
d11	717	768	816	DC60	white	double spliced both sides
d12	667	715	759	DC60	white	double spliced both sides
d13	631	676	718	DC60	white	double spliced both sides
d14	603	646	686	DC60	white	double spliced both sides

Pos	XS	S	M	Material	Colour	Comment
s1	515	552	586	DC60	white	double spliced both sides
s2	485	519	551	DC60	white	double spliced both sides
s3	498	533	566	DC60	white	double spliced both sides
s4	382	409	434	DC60	white	double spliced both sides
s5	366	392	416	DC60	white	double spliced both sides
s6	372	398	423	DC60	white	double spliced both sides
s7	415	444	472	DC60	white	double spliced both sides
S1	1142	1224	1300	PPSLS65	orange	
S2	1146	1228	1305	PPSLS65	orange	
S3	1190	1275	1355	PPSLS65	orange	
SI	2753	2997	3223	PPSLS125	orange	
br1	1208	1294	1375	PPSLS65	orange	
br2	1089	1168	1242	PPSLS65	orange	
br3	1081	1158	1229	PPSLS65	orange	
br4	1084	1162	1235	PPSLS65	orange	
br5	959	1028	1092	PPSLS65	orange	
br6	859	922	980	PPSLS65	orange	
br7	707	758	805	PPSLS65	orange	
br8	557	598	636	PPSLS65	orange	
BR1	1605	1718	1823	PPSLS65	orange	
BR2	1554	1668	1774	PPSLS65	orange	
BR3	1356	1452	1542	PPSLS65	orange	
BR4	1420	1524	1620	PPSLS65	orange	
BRI	1236	1321	1401	PPSLS65	orange	
BRII	1522	1635	1739	PPSLS65	orange	
BRmain	1236	1359	1473	DFLP 200/32	orange	add 15cm more after the mark