



LINE DATA

/X-ALPS2

DE Information Leinendaten

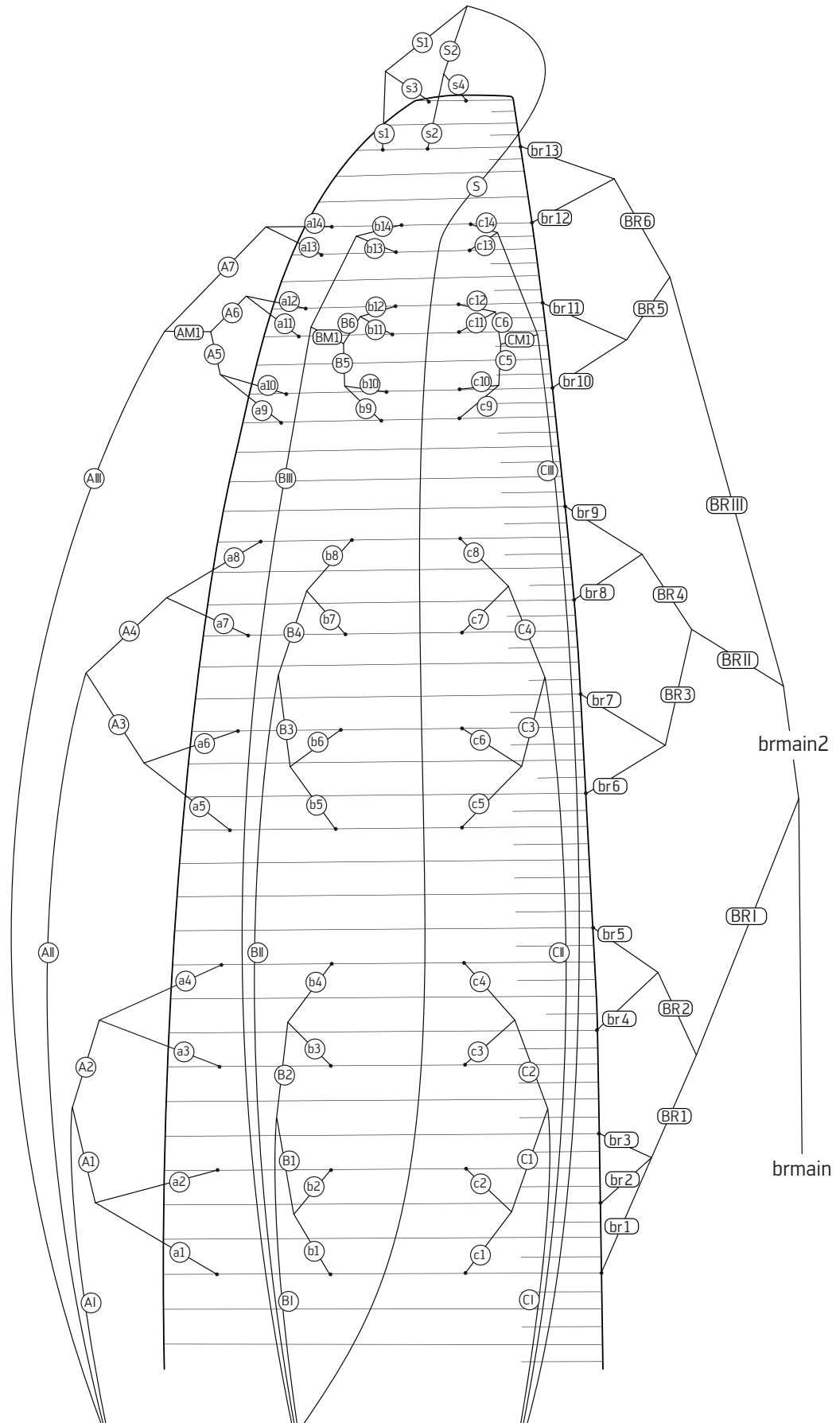
Grundsätzlich wird für Gleitschirmchecks und Leinenvermessungen empfohlen, ein von skywalk zertifiziertes Checkcenter aufzusuchen. Nur dann kann garantiert werden, dass die Überprüfung nach Herstellervorgaben erfolgt.

Da das Klima, die Belastung sowie die Handhabung einen erheblichen Einfluss auf die Alterung des Gleitschirms haben, dienen die bereitgestellten Daten als Hilfestellung, ersetzen aber keineswegs einen fachkundigen Check. Des Weiteren ist es äußerst schwierig, ohne Vorkenntnisse eine verlässliche und reproduzierbare Gleitschirmvermessung durchzuführen.

EN Information line data

For paraglider inspections and line measurements, it is recommended to visit a check center certified by skywalk. This is the only way to guarantee that the inspection is carried out according to the manufacturer's specifications.

Because the climate, the load, and the handling have considerable influence on the aging of the paraglider, the data provided serves as an aid, but in no way replaces an expert inspection. Furthermore, it is extremely difficult to perform a reliable and reproducible paraglider measurement without prior experience.



A (A1, AII, AIII)
A2 (AIII)

B (B1, BII, BIII,S)
B2 (BIII,S)

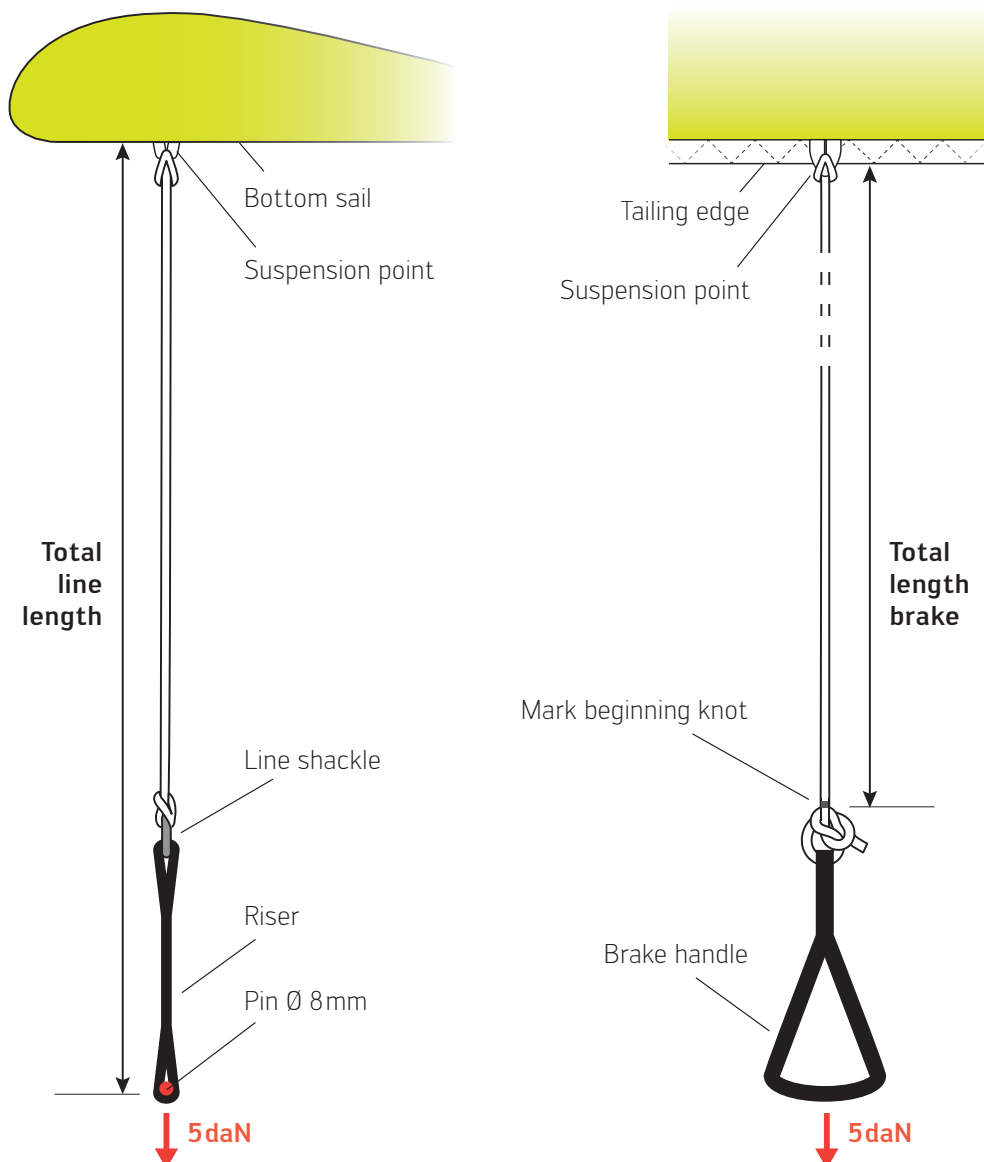
C (C1, CII, CIII)

DE Anweisung Leinenvermessung Gesamtleinenlänge

- Die Vermessung der Gesamtleinenlängen erfolgt inklusive Tragegurte und bis zum Untersegel.
- Leinen werden grundsätzlich unter einer Last von 5daN gemessen.
- Bei Motortragegurten erfolgt die Messung ohne betätigten Trimmer bzw. bei vollständig geschlossenem Trimmer, sprich alle Leinenschlösser befinden sich auf selber Höhe.
- Der Bolzendurchmesser für die Vermessung beträgt 8mm.
- Die Bremsleine wird vom Knoten am Bremsgriff bis zum Untersegel (inkl. Raffsystem) gemessen.

EN Instructions for line measurement total line length

- The measurement of the total line lengths is done including risers and up to the lower sail.
- Lines should always measured under a load of 5daN.
- In the case of risers for powered paragliders, the measurement is carried out without the trimmer activated or with the trimmer fully closed, i.e. all line shackles are at the same height.
- The pin diameter for the measurement is 8mm.
- The brake line is measured from the knot at the brake handle to the lower sail (incl. gathering system).



Size S

A	Nom
a1	7717
a2	7639
a3	7609
a4	7631
a5	7553
a6	7466
a7	7417
a8	7415
a9	7250
a10	7209
a11	7134
a12	7121
a13	7072
a14	7063

B	Nom
b1	7649
b2	7571
b3	7541
b4	7564
b5	7489
b6	7407
b7	7362
b8	7365
b9	7194
b10	7155
b11	7086
b12	7073
b13	7025
b14	7016

C	Nom
c1	7711
c2	7632
c3	7601
c4	7624
c5	7548
c6	7464
c7	7416
c8	7417
c9	7238
c10	7198
c11	7125
c12	7111
c13	7060
c14	7046

S	Nom
s1	6872
s2	6852
s3	6819
s4	6839

BRAKE	Nom
br1	7761
br2	7569
br3	7559
br4	7420
br5	7478
br6	7339
br7	7165
br8	7084
br9	7131
br10	7022
br11	6903
br12	6872
br13	6871

DE Anweisung Leinenvermessung Einzelleine

- Leinen werden grundsätzlich unter einer Last von 5daN gemessen.
- Der Bolzendurchmesser für die Einzelleinenmessung beträgt 4mm.

Leinentausch

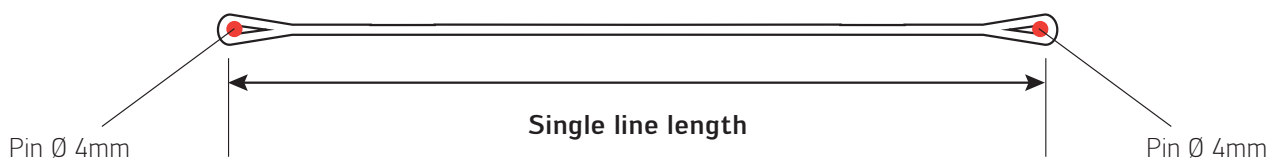
Da sich die Leinenlängen durch Alterung und äußere Einflüsse verändern können, empfehlen wir nach einem Leinentausch, den Gleitschirm zu vermessen.

EN Instructions for line measurement singleline length

- Lines should always measured under a load of 5daN.
- The pin diameter for the single line measurement is 4mm.

Line replacement

Since the line lengths can change due to aging and external influences, we recommend to measure the paraglider after a line replacement.



Pos	S	Material	Colour	Comment
a1	1261	Edelrid 8000U-50		double spliced both sides
a2	1183	Edelrid 8000U-50		double spliced both sides
a3	1188	Edelrid 8000U-50		double spliced both sides
a4	1210	Edelrid 8000U-50		double spliced both sides
a5	1150	Edelrid 8000U-50		double spliced both sides
a6	1063	Edelrid 8000U-50		double spliced both sides
a7	1014	Edelrid 8000U-50		double spliced both sides
a8	1012	Edelrid 8000U-50		double spliced both sides
a9	248	Edelrid 9200-30		double spliced both sides
a10	207	Edelrid 9200-30		double spliced both sides
a11	224	Edelrid 9200-30		double spliced both sides
a12	211	Edelrid 9200-30		double spliced both sides
a13	204	Edelrid 9200-30		double spliced both sides
a14	195	Edelrid 9200-30		double spliced both sides
A1	1799	Edelrid 8000U-90		double spliced both sides
A2	1764	Edelrid 8000U-90		double spliced both sides
A3	1555	Edelrid 8000U-90		double spliced both sides
A4	1555	Edelrid 8000U-90		double spliced both sides
A5	856	Edelrid 8000U-50		double spliced both sides
A6	764	Edelrid 8000U-50		double spliced both sides
A7	1338	Edelrid 8000U-50		double spliced both sides
AM1	623	DC60		double spliced both sides
AI	4129	Edelrid 8000U-230		double spliced both sides
AII	4318	Edelrid 8000U-190		double spliced both sides
AIII	4996	Edelrid 8000U-90		double spliced both sides

Pos	S	Material	Colour	Comment
b1	1250	Edelrid 8000U-50		double spliced both sides
b2	1172	Edelrid 8000U-50		double spliced both sides
b3	1177	Edelrid 8000U-50		double spliced both sides
b4	1200	Edelrid 8000U-50		double spliced both sides
b5	1137	Edelrid 8000U-50		double spliced both sides
b6	1055	Edelrid 8000U-50		double spliced both sides
b7	1005	Edelrid 8000U-50		double spliced both sides
b8	1008	Edelrid 8000U-50		double spliced both sides
b9	245	Edelrid 9200-30		double spliced both sides
b10	206	Edelrid 9200-30		double spliced both sides
b11	223	Edelrid 9200-30		double spliced both sides
b12	210	Edelrid 9200-30		double spliced both sides
b13	202	Edelrid 9200-30		double spliced both sides
b14	193	Edelrid 9200-30		double spliced both sides
B1	1782	Edelrid 8000U-90		double spliced both sides
B2	1747	Edelrid 8000U-90		double spliced both sides
B3	1540	Edelrid 8000U-90		double spliced both sides
B4	1545	Edelrid 8000U-90		double spliced both sides
B5	847	Edelrid 8000U-50		double spliced both sides
B6	761	Edelrid 8000U-50		double spliced both sides
B7	1332	Edelrid 8000U-50		double spliced both sides
BM1	618	DC60		double spliced both sides
BI	4089	Edelrid 8000U-230		double spliced both sides
BII	4282	Edelrid 8000U-190		double spliced both sides
BIII	4957	Edelrid 8000U-90		double spliced both sides

Pos	S	Material	Colour	Comment
c1	1261	Edelrid 8000U-50		double spliced both sides
c2	1182	Edelrid 8000U-50		double spliced both sides
c3	1189	Edelrid 8000U-50		double spliced both sides
c4	1212	Edelrid 8000U-50		double spliced both sides
c5	1149	Edelrid 8000U-50		double spliced both sides
c6	1065	Edelrid 8000U-50		double spliced both sides
c7	1019	Edelrid 8000U-50		double spliced both sides
c8	1020	Edelrid 8000U-50		double spliced both sides
c9	248	Edelrid 9200-30		double spliced both sides
c10	208	Edelrid 9200-30		double spliced both sides
c11	226	Edelrid 9200-30		double spliced both sides
c12	212	Edelrid 9200-30		double spliced both sides
c13	206	Edelrid 9200-30		double spliced both sides
c14	192	Edelrid 9200-30		double spliced both sides
C1	1801	Edelrid 8000U-90		double spliced both sides
C2	1763	Edelrid 8000U-90		double spliced both sides
C3	1559	Edelrid 8000U-90		double spliced both sides
C4	1557	Edelrid 8000U-90		double spliced both sides
C5	858	Edelrid 8000U-50		double spliced both sides
C6	767	Edelrid 8000U-50		double spliced both sides
C7	1342	Edelrid 8000U-50		double spliced both sides
CM1	627	DC60		double spliced both sides
CI	4121	Edelrid 8000U-230		double spliced both sides
CII	4310	Edelrid 8000U-190		double spliced both sides
CIII	4978	Edelrid 8000U-90		double spliced both sides

Pos	S	Material	Colour	Comment
s1	516	Edelrid 9200-30		double spliced both sides
s2	504	Edelrid 9200-30		double spliced both sides
s3	463	Edelrid 9200-30		double spliced both sides
s4	491	Edelrid 9200-30		double spliced both sides
S1	339	Edelrid 9200-30		double spliced both sides
S2	331	Edelrid 9200-30		double spliced both sides
S	5484	Edelrid 8000U-90		double spliced both sides
br1	923	Edelrid 9200-30		
br2	731	Edelrid 9200-30		
br3	721	Edelrid 9200-30		
br4	691	Edelrid 9200-30		
br5	749	Edelrid 9200-30		
br6	888	Edelrid 9200-30		
br7	714	Edelrid 9200-30		
br8	751	Edelrid 9200-30		
br9	798	Edelrid 9200-30		
br10	726	Edelrid 9200-30		
br11	607	Edelrid 9200-30		
br12	633	Edelrid 9200-30		
br13	632	Edelrid 9200-30		
BR1	1166	Edelrid 9200-30		
BR2	1057	Edelrid 9200-30		
BR3	904	Edelrid 9200-30		
BR4	786	Edelrid 9200-30		
BR5	645	Edelrid 9200-30		
BR6	588	Edelrid 9200-30		
BR I	4072	Edelrid 9200-30		
BR II	2757	Edelrid 9200-30		
BR III	2861	Edelrid 9200-30		
Brmain	1600	DFLP200/32	orange	please add 15cm extra
Brmain2	1195	Edelrid 9200-30		