



LINE DATA

/X-ALPS5

DE Information Leinendaten

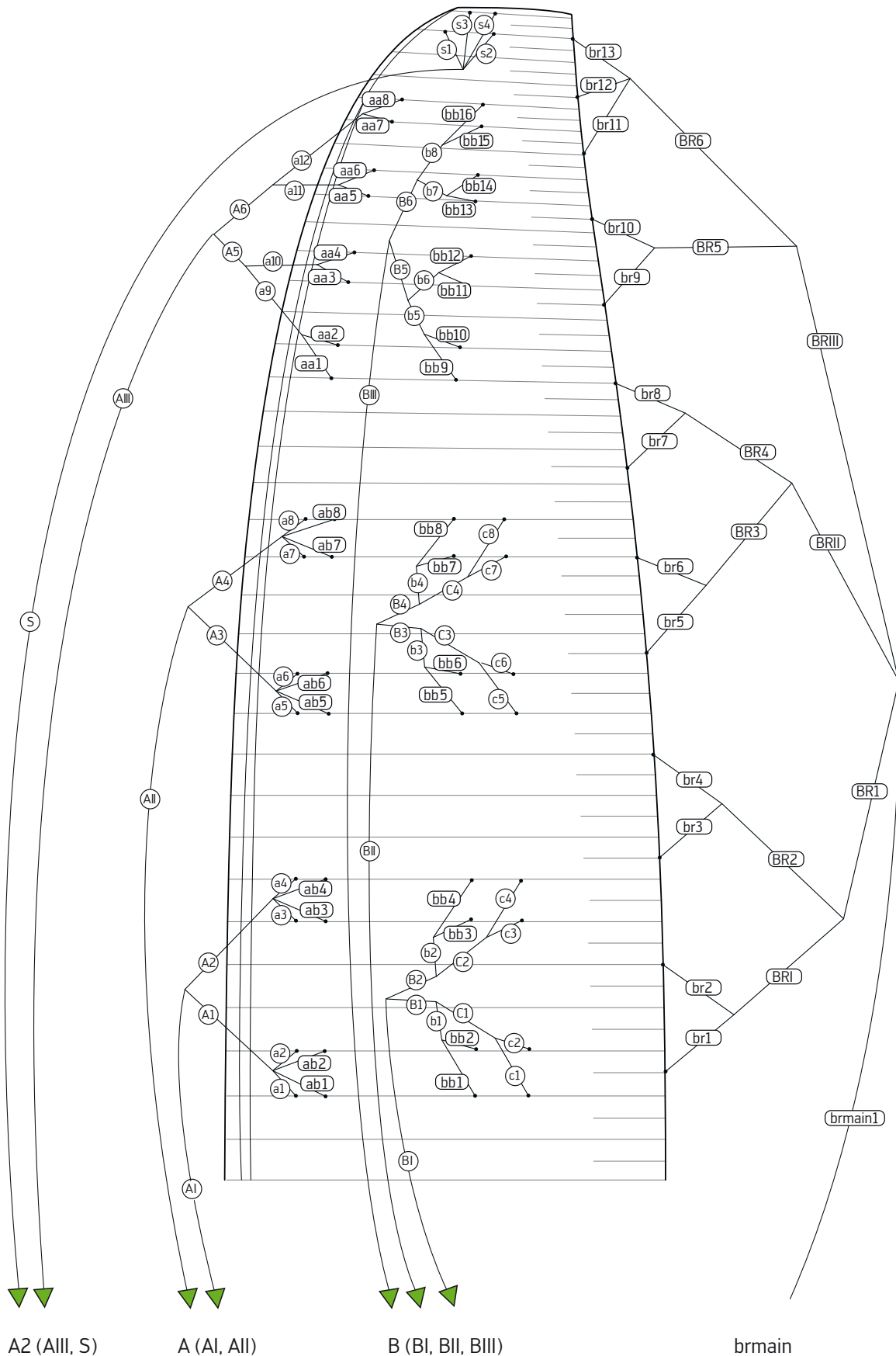
Grundsätzlich wird für Gleitschirmchecks und Leinenvermessungen empfohlen, ein von skywalk zertifiziertes Checkcenter aufzusuchen. Nur dann kann garantiert werden, dass die Überprüfung nach Herstellervorgaben erfolgt.

Da das Klima, die Belastung sowie die Handhabung einen erheblichen Einfluss auf die Alterung des Gleitschirms haben, dienen die bereitgestellten Daten als Hilfestellung, ersetzen aber keineswegs einen fachkundigen Check. Des Weiteren ist es äußerst schwierig, ohne Vorkenntnisse eine verlässliche und reproduzierbare Gleitschirmvermessung durchzuführen.

EN Information line data

For paraglider inspections and line measurements, it is recommended to visit a check center certified by skywalk. This is the only way to guarantee that the inspection is carried out according to the manufacturer's specifications.

Because the climate, the load, and the handling have considerable influence on the aging of the paraglider, the data provided serves as an aid, but in no way replaces an expert inspection. Furthermore, it is extremely difficult to perform a reliable and reproducible paraglider measurement without prior experience.



A2 (AIII, S)

A (AI, AII)

B (BI, BII, BIII)

brmain

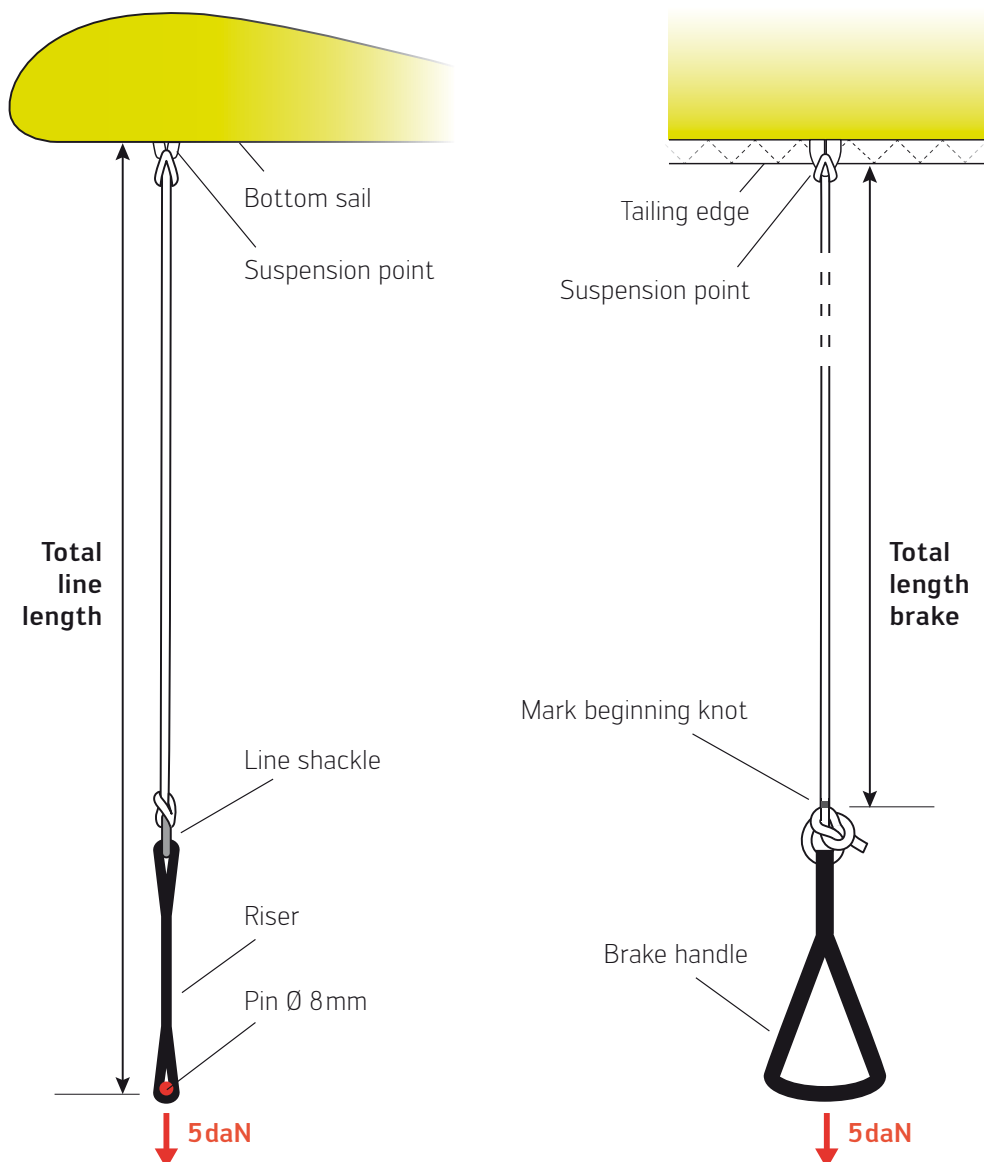
Loopcover ▲

DE Anweisung Leinenvermessung Gesamtleinenlänge

- Die Vermessung der Gesamtleinenlängen erfolgt inklusive Tragegurte und bis zum Untersegel.
- Leinen werden grundsätzlich unter einer Last von 5daN gemessen.
- Bei Motortragegurten erfolgt die Messung ohne betätigten Trimmer bzw. bei vollständig geschlossenem Trimmer, sprich alle Leinenschlösser befinden sich auf selber Höhe.
- Der Bolzendurchmesser für die Vermessung beträgt 8mm.
- Die Bremsleine wird vom Knoten am Bremsgriff bis zum Untersegel (inkl. Raffsystem) gemessen.

EN Instructions for line measurement total line length

- The measurement of the total line lengths is done including risers and up to the lower sail.
- Lines should always measured under a load of 5daN.
- In the case of risers for powered paragliders, the measurement is carried out without the trimmer activated or with the trimmer fully closed, i.e. all line shackles are at the same height.
- The pin diameter for the measurement is 8mm.
- The brake line is measured from the knot at the brake handle to the lower sail (incl. gathering system).



Size 75+ (XXS)

A	Nom
a1	7144
a2	7111
a3	7066
a4	7071
a5	6999
a6	6969
a7	6927
a8	6929
aa1	6819
aa2	6771
aa3	6700
aa4	6692
aa5	6627
aa6	6594
aa7	6572
aa8	6585

AB	Nom
ab1	7138
ab2	7104
ab3	7058
ab4	7064
ab5	6992
ab6	6963
ab7	6919
ab8	6925

BB	Nom
bb1	7110
bb2	7076
bb3	7031
bb4	7037
bb5	6968
bb6	6937
bb7	6896
bb8	6900
bb9	6799
bb10	6754
bb11	6683
bb12	6678
bb13	6615
bb14	6587
bb15	6566
bb16	6576

C	Nom
c1	7172
c2	7139
c3	7094
c4	7100
c5	7016
c6	6985
c7	6941
c8	6938

S	Nom
s1	6385
s2	6391
s3	6365
s4	6398

BRAKE	Nom
br1	7713
br2	7408
br3	7202
br4	7018
br5	6986
br6	6797
br7	6698
br8	6735
br9	6691
br10	6563
br11	6581
br12	6530
br13	6662

Size 85+ (XS)

A	Nom
a1	7329
a2	7295
a3	7251
a4	7257
a5	7185
a6	7153
a7	7111
a8	7113
aa1	7001
aa2	6952
aa3	6879
aa4	6872
aa5	6802
aa6	6769
aa7	6748
aa8	6760

AB	Nom
ab1	7323
ab2	7288
ab3	7243
ab4	7249
ab5	7177
ab6	7147
ab7	7102
ab8	7109

BB	Nom
bb1	7293
bb2	7258
bb3	7214
bb4	7221
bb5	7151
bb6	7120
bb7	7078
bb8	7083
bb9	6980
bb10	6933
bb11	6862
bb12	6856
bb13	6792
bb14	6763
bb15	6741
bb16	6751

C	Nom
c1	7358
c2	7324
c3	7278
c4	7285
c5	7201
c6	7169
c7	7126
c8	7123

S	Nom
s1	6556
s2	6561
s3	6535
s4	6569

BRAKE	Nom
br1	7914
br2	7602
br3	7390
br4	7204
br5	7170
br6	6977
br7	6876
br8	6914
br9	6870
br10	6740
br11	6759
br12	6706
br13	6842

Size 95+ (S)

A	Nom
a1	7517
a2	7483
a3	7438
a4	7444
a5	7372
a6	7340
a7	7296
a8	7298
aa1	7185
aa2	7135
aa3	7059
aa4	7052
aa5	6981
aa6	6947
aa7	6925
aa8	6938

AB	Nom
ab1	7510
ab2	7475
ab3	7430
ab4	7437
ab5	7364
ab6	7333
ab7	7287
ab8	7295

BB	Nom
bb1	7481
bb2	7445
bb3	7401
bb4	7408
bb5	7336
bb6	7304
bb7	7262
bb8	7267
bb9	7163
bb10	7115
bb11	7042
bb12	7036
bb13	6970
bb14	6940
bb15	6918
bb16	6928

C	Nom
c1	7546
c2	7512
c3	7466
c4	7474
c5	7388
c6	7355
c7	7311
c8	7308

S	Nom
s1	6727
s2	6733
s3	6705
s4	6741

BRAKE	Nom
br1	8124
br2	7804
br3	7587
br4	7399
br5	7362
br6	7164
br7	7062
br8	7103
br9	7059
br10	6925
br11	6946
br12	6892
br13	7032

Size 105+ (M)

A	Nom
a1	7705
a2	7670
a3	7625
a4	7632
a5	7559
a6	7526
a7	7482
a8	7485
aa1	7367
aa2	7316
aa3	7239
aa4	7231
aa5	7160
aa6	7125
aa7	7103
aa8	7116

AB	Nom
ab1	7698
ab2	7662
ab3	7617
ab4	7624
ab5	7551
ab6	7520
ab7	7473
ab8	7481

BB	Nom
bb1	7667
bb2	7631
bb3	7587
bb4	7594
bb5	7522
bb6	7490
bb7	7447
bb8	7452
bb9	7345
bb10	7296
bb11	7221
bb12	7215
bb13	7149
bb14	7119
bb15	7096
bb16	7107

C	Nom
c1	7735
c2	7700
c3	7653
c4	7661
c5	7575
c6	7541
c7	7497
c8	7494

S	Nom
s1	6900
s2	6906
s3	6877
s4	6914

BRAKE	Nom
br1	8335
br2	8006
br3	7784
br4	7594
br5	7555
br6	7353
br7	7250
br8	7292
br9	7250
br10	7113
br11	7134
br12	7079
br13	7223

DE Anweisung Leinenvermessung Einzelleine

- Leinen werden grundsätzlich unter einer Last von 5daN gemessen.
- Der Bolzendurchmesser für die Einzelleinenmessung beträgt 4mm.

Leinentausch

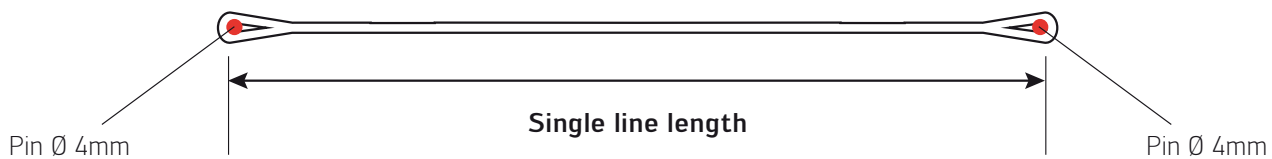
Da sich die Leinenlängen durch Alterung und äußere Einflüsse verändern können, empfehlen wir nach einem Leinentausch, den Gleitschirm zu vermessen.

EN Instructions for line measurement singleline length

- Lines should always measured under a load of 5daN.
- The pin diameter for the single line measurement is 4mm.

Line replacement

Since the line lengths can change due to aging and external influences, we recommend to measure the paraglider after a line replacement.



Pos	75 XXS	85 XS	95 S	105 M	Material	Colour	Comment
a1	336	345	354	363	DC60	white	double spliced both sides
a2	303	311	320	328	DC60	white	double spliced both sides
a3	314	322	330	338	DC60	white	double spliced both sides
a4	319	328	336	345	DC60	white	double spliced both sides
a5	311	320	328	336	DC60	white	double spliced both sides
a6	281	288	296	303	DC60	white	double spliced both sides
a7	275	282	289	296	DC60	white	double spliced both sides
a8	277	284	291	299	DC60	white	double spliced both sides
aa1	317	325	334	342	DC35	white	double spliced both sides
aa2	269	276	284	291	DC35	white	double spliced both sides
aa3	279	286	293	301	DC35	white	double spliced both sides
aa4	271	279	286	293	DC35	white	double spliced both sides
aa5	321	321	322	323	DC35	white	double spliced both sides
aa6	288	288	288	288	DC35	white	double spliced both sides
aa7	297	298	298	298	DC35	white	double spliced both sides
aa8	310	310	311	311	DC35	white	double spliced both sides
a9	865	888	911	933	DC60	white	double spliced both sides
a10	784	805	826	846	DC60	white	double spliced both sides
a11	568	590	613	635	DC60	white	double spliced both sides
a12	537	559	581	603	DC60	white	double spliced both sides
A1	1954	2004	2055	2106	8001-190	magenta	double spliced both sides
A2	1898	1949	2000	2051	8001-190	magenta	double spliced both sides
A3	1753	1799	1845	1891	8001-190	magenta	double spliced both sides
A4	1717	1763	1808	1854	8001-190	magenta	double spliced both sides
A5	1410	1448	1485	1522	8001-90	magenta	double spliced both sides
A6	1511	1551	1591	1632	8001-70	magenta	double spliced both sides
AI	4321	4449	4577	4705	8001-340	magenta	double spliced top/ bottom side pink loop cover
AII	4402	4535	4668	4801	8001-340	magenta	double spliced top/ bottom side pink loop cover
AIII	3691	3806	3921	4036	8001-130	magenta	double spliced top/ bottom side pink loop cover

Pos	75 XXS	85 XS	95 S	105 M	Material	Colour	Comment
ab1	330	339	347	356	DC60	white	double spliced both sides
ab2	296	304	312	320	DC60	white	double spliced both sides
ab3	306	314	322	330	DC60	white	double spliced both sides
ab4	312	320	329	337	DC60	white	double spliced both sides
ab5	304	312	320	328	DC60	white	double spliced both sides
ab6	275	282	289	297	DC60	white	double spliced both sides
ab7	267	273	280	287	DC60	white	double spliced both sides
ab8	273	280	288	295	DC60	white	double spliced both sides
bb1	320	328	337	345	DC35	white	double spliced both sides
bb2	286	293	301	309	DC35	white	double spliced both sides
bb3	297	304	312	320	DC35	white	double spliced both sides
bb4	303	311	319	327	DC35	white	double spliced both sides
bb5	296	303	311	319	DC35	white	double spliced both sides
bb6	265	272	279	287	DC35	white	double spliced both sides
bb7	260	266	273	280	DC35	white	double spliced both sides
bb8	264	271	278	285	DC35	white	double spliced both sides
bb9	312	321	329	337	DC35	white	double spliced both sides
bb10	267	274	281	288	DC35	white	double spliced both sides
bb11	276	284	291	298	DC35	white	double spliced both sides
bb12	271	278	285	292	DC35	white	double spliced both sides
bb13	318	319	320	320	DC35	white	double spliced both sides
bb14	290	290	290	290	DC35	white	double spliced both sides
bb15	298	298	298	298	DC35	white	double spliced both sides
bb16	308	308	308	309	DC35	white	double spliced both sides
b1	657	674	691	708	8001-50	blue	double spliced both sides
b2	638	655	672	689	8001-50	blue	double spliced both sides
b3	1072	1100	1128	1156	8001-50	blue	double spliced both sides
b4	998	1024	1050	1076	8001-50	blue	double spliced both sides
b5	855	877	900	922	8001-50	blue	double spliced both sides
b6	775	796	817	837	8001-50	blue	double spliced both sides
b7	562	585	607	630	8001-50	blue	double spliced both sides
b8	533	555	577	599	8001-50	blue	double spliced both sides
B1	1294	1327	1361	1395	8001-90	blue	double spliced both sides
B2	1257	1291	1325	1359	8001-90	blue	double spliced both sides
B3	680	698	715	733	8001-90	blue	double spliced both sides
B4	718	738	757	777	8001-90	blue	double spliced both sides
B5	1402	1439	1476	1513	8001-50	blue	double spliced both sides
B6	1505	1545	1585	1626	8001-50	blue	double spliced both sides
BI	4312	4439	4567	4694	8001-190	blue	double spliced top/ bottom side blue loop cover
BIl	4393	4525	4657	4789	8001-190	blue	double spliced top/ bottom side blue oop cover
BIll	3698	3813	3928	4043	8001-90	blue	double spliced top/ bottom side blue loop cover

Pos	75 XXS	85 XS	95 S	105 M	Material	Colour	Comment
c1	329	338	346	355	DC35	white	double spliced both sides
c2	296	304	312	320	DC35	white	double spliced both sides
c3	306	313	321	329	DC35	white	double spliced both sides
c4	312	320	329	337	DC35	white	double spliced both sides
c5	300	308	316	324	DC35	white	double spliced both sides
c6	269	276	283	290	DC35	white	double spliced both sides
c7	267	274	281	288	DC35	white	double spliced both sides
c8	264	271	278	285	DC35	white	double spliced both sides
C1	709	728	746	765	DC35	white	double spliced both sides
C2	691	709	727	745	DC35	white	double spliced both sides
C3	1115	1144	1174	1203	DC35	white	double spliced both sides
C4	1035	1063	1090	1117	DC35	white	double spliced both sides
s1	575	591	606	622	DC35	white	double spliced both sides
s2	581	596	612	628	DC35	white	double spliced both sides
s3	555	570	584	599	DC35	white	double spliced both sides
s4	588	604	620	636	DC35	white	double spliced both sides
S	5262	5419	5575	5732	8001-90	orange	double spliced top/ bottom side orange loop cover
br1	795	815	835	856	DC35	white	
br2	490	503	515	527	DC35	white	
br3	794	813	832	851	DC35	white	
br4	610	627	644	661	DC35	white	
br5	726	744	762	780	DC35	white	
br6	537	551	564	578	DC35	white	
br7	528	542	555	569	DC35	white	
br8	565	580	596	611	DC35	white	
br9	601	616	632	648	DC35	white	
br10	473	486	498	511	DC35	white	
br11	399	410	420	430	DC35	white	
br12	348	357	366	375	DC35	white	
br13	480	493	506	519	DC35	white	
BR1	1264	1297	1330	1362	DC35	white	double spliced both sides
BR2	754	775	796	816	DC35	white	double spliced both sides
BR3	937	962	986	1010	DC35	white	double spliced both sides
BR4	847	870	893	916	DC35	white	double spliced both sides
BR5	817	838	859	880	DC35	white	double spliced both sides
BR6	909	933	958	982	DC35	white	double spliced both sides
BRI	2648	2716	2784	2852	8001-50	orange	double spliced both sides
BRII	2317	2378	2439	2500	8001-50	orange	double spliced both sides
BRIII	2267	2330	2393	2457	8001-50	orange	double spliced both sides
Brmain1	1782	1872	1961	2051	8001-130	orange	double spliced both sides
Brmain	1200	1200	1200	1200	DFLP200/32	orange	add 20cm extra